




Prince William County Schools Supplemental Plan



Enrollment Book

Welcome to your retirement plan!

It's a valuable benefit, so make the most of it. Saving now may help you get to where you want to be in the future.

Enrolling is fast and easy. Register online, and in just a few clicks, you're done. It's really that simple.



Take the road to financial freedom.

JOIN THE PLAN.

- Visit LincolnFinancial.com/Register to register for online account access.
- Follow the prompts, and after registration, you'll be directed to your account page to enroll in the plan.
- Choose your contribution rate and investment option and you're enrolled!

LincolnFinancial.com/Retirement

Have questions? Contact:

Garrett T. Beckstrom
Retirement Consultant
571-501-6202
Garrett.Beckstrom@lfg.com

PLAN HIGHLIGHTS

Prince William County Schools Supplemental Retirement Plan

Your employer-sponsored retirement plan is a powerful way to save for the future. Learn more about the benefits of your plan, and get the answers to any questions you may have.

How can I contribute to my retirement plan?

You can control your contributions in the following ways:

- You can contribute up to 100% of your salary to your retirement savings, not to exceed the maximum allowed by the IRS. Please note that all contribution elections over 50% of salary must be reviewed and approved by a Retirement Consultant before they go into effect.
- You can make Roth and/or pre-tax contributions.
- You can increase or decrease your contribution rate at any time.
- You can discontinue contributions to your retirement savings plan at any time.
- To enroll, go to LincolnFinancial.com/Retirement.

Will my employer contribute to my retirement savings plan?

Your employer will contribute to your retirement savings through a discretionary matching contribution.

- You must complete one year of service to be eligible for employer contributions. You are not eligible for employer contributions if you are a substitute teacher, temporary employee, or an employee in the Retirement Opportunity Program (ROP).
- You may receive up to \$3,614 in matching funds.
- The maximum percentage of deferral that will be matched is 2%. Matching contributions shall be determined from the following schedule based on a Participant's years of service:

<u>Completed Years of Service</u>	<u>Matching Contribution Percentage</u>
Less than one year completed service	0% matching
1 year but less than 3 years	15% matching
3 years but less than 5 years	25% matching
5 years but less than 10 years	50% matching
10 years but less than 15 years	75% matching
15 or more years of service	100% matching

When am I fully vested in my retirement plan?

Fully vested means you have 100% ownership of the assets in your retirement account.

- You always have 100% ownership of anything that you contribute to the plan, including any earnings and/or assets consolidated from another retirement plan.
- You always have 100% ownership of your employer's discretionary matching contributions, including any earnings.

WELCOME

What are my investment options?

You can choose from a wide variety of investment options to meet your retirement savings goal.

- **MAKE AN ALL-IN-ONE CHOICE** if you want one diversified portfolio managed for you.
- **MANAGE IT YOURSELF** and select your own portfolio of investments.
- **STILL UNDECIDED?** If you participate in the plan without selecting investment options, your money will be directed to the **Default Investment Alternative** (DIA) selected by your employer.

Can I consolidate my previous retirement plans?

You can consolidate assets from a previous retirement plan (or plans) to create an integrated savings strategy. With this option, you have the ability to:

- Manage all of your assets in one place.
- Get a single, consolidated quarterly statement.
- Access account information with a single, toll-free number or a single website.
- Get a potentially broader array of investment choices and account types.
- Get help and educational assistance for all of your accounts.

Contact your financial professional for assistance in determining the course of action appropriate to your situation.

Can I access balances in my retirement savings account prior to retirement?

Your retirement plan will have the greatest potential to grow if you stay invested for the long term, rather than withdrawing money from it. For that reason, the IRS limits what you can do with your account prior to retirement by imposing certain penalties for early distributions. However, you do have access to your savings—and may avoid penalties—under certain circumstances.

Loans You can take a loan from available account balances for general purposes or to purchase a primary residence. Loans are not permitted from the Roth account; however, the Roth account balance can be used to determine the maximum loan amount available

Withdrawals of Pre-Tax Balances You can take a qualified (penalty-free) distribution from certain pre-tax balances when you reach age 59½ or have a financial hardship, or become disabled or die. At any time, you may withdraw pretax contributions made prior to December 31, 1988; however, these withdrawals may not be penalty free. You will owe income tax on all distributions from your pre-tax retirement savings.

Withdrawals of Roth Balances You can also take a penalty-free, tax-free withdrawal from your Roth retirement savings if your first Roth contribution was at least five years ago and you are at least age 59½. If you take a distribution prior to age 59½, you may owe additional federal penalty taxes. Consult with your tax advisor before withdrawing any money from your account.

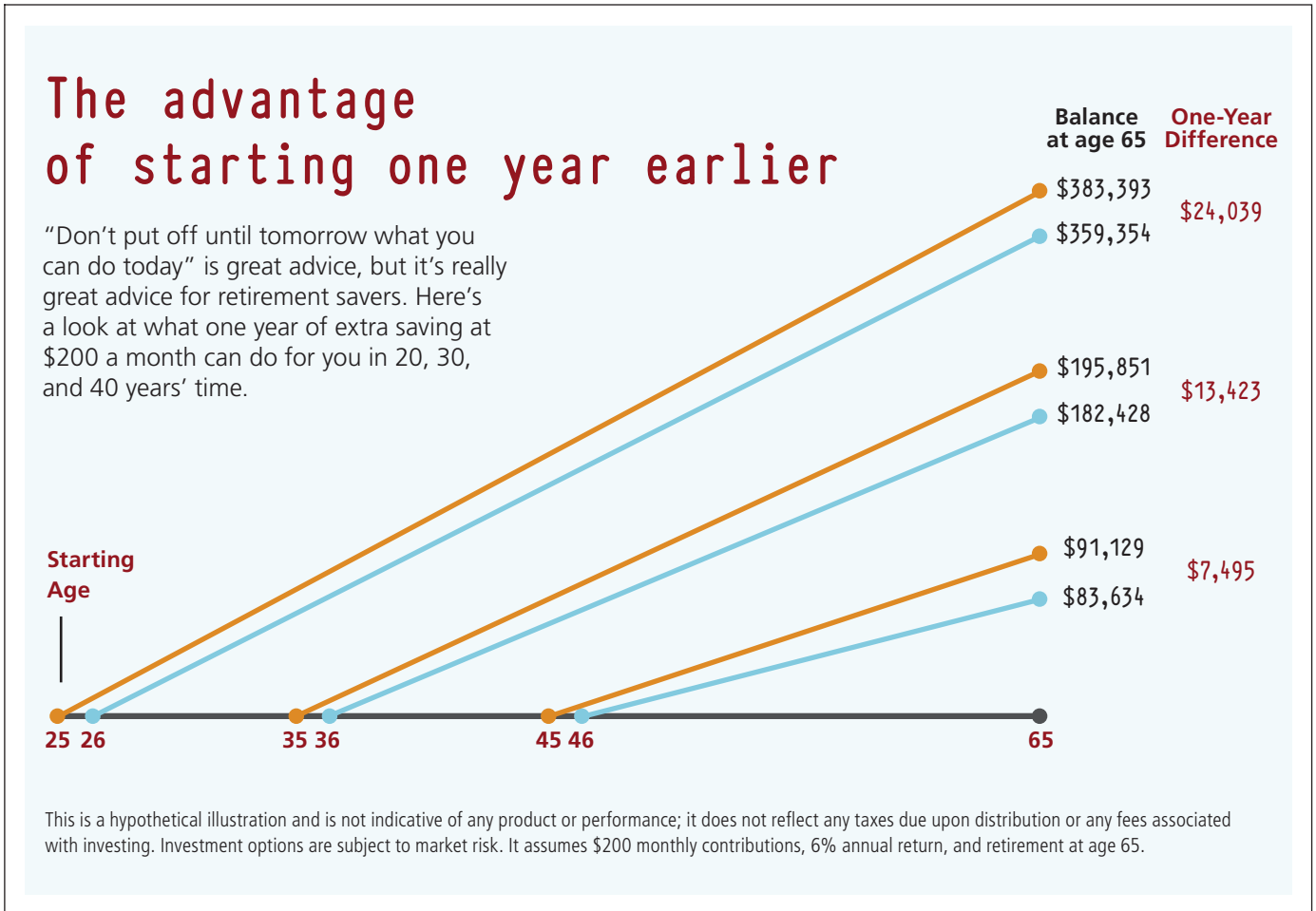
How can I access my account?

You can access and manage your retirement account anytime:

LincolnFinancial.com/Retirement
800-234-3500

#1 DECIDE HOW MUCH TO SAVE

Your contributions represent the main fuel that generates the growth of your savings. In 2024, the IRS allows you to contribute up to \$23,000 to your plan, \$30,500 if you're age 50 or older. (Amounts can vary by plan.) The more you save, the greater the potential accumulation over time. The earlier you start can make a big difference, too.

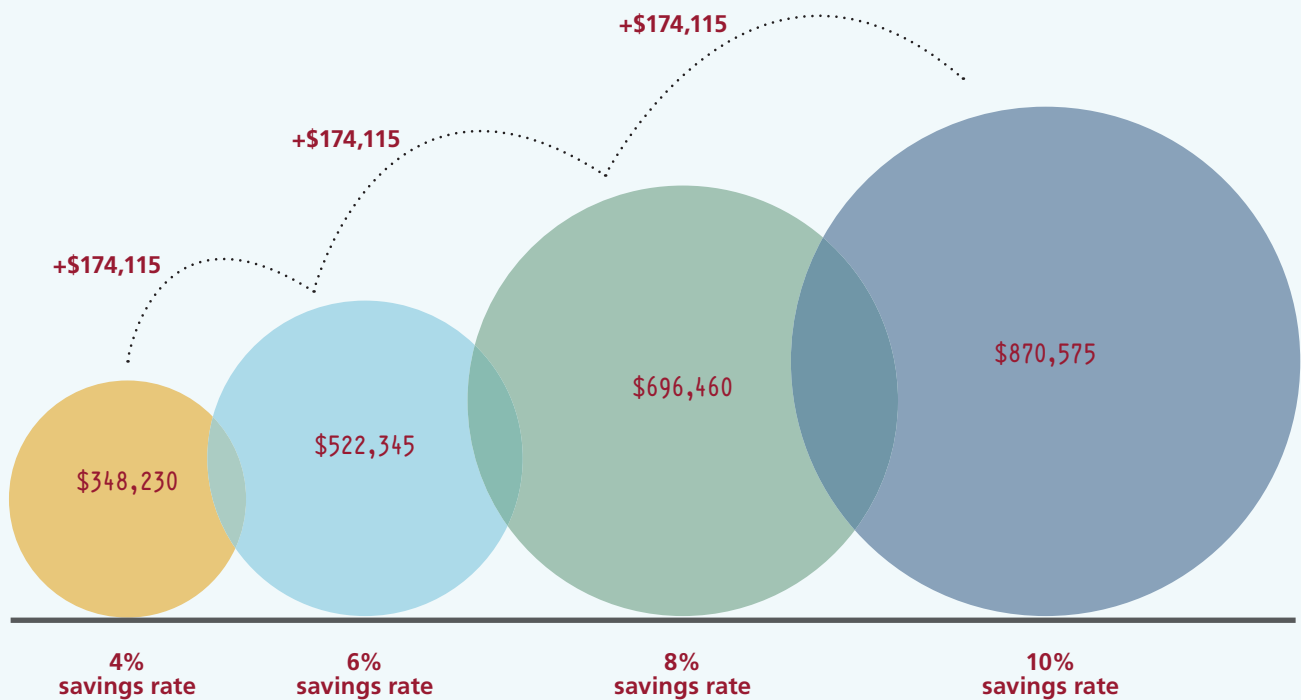


Keep in mind that boosting your pretax contribution has less impact on take-home pay than you may think because the amount you contribute lowers your taxable income for the year.

#1 DECIDE HOW MUCH TO SAVE

Every little bit counts

Even a small increase in your workplace retirement plan deferral rate can make a big difference in the size of your savings. Say you're 30 years old, earn an annual salary of \$52,000, and get paid biweekly. Deferring 2% of your salary to your plan may reduce your take-home pay by \$28, but by age 65 you could potentially accumulate more than \$174,000 in retirement savings. Defer another 2% and you could gain another \$174,000. The chart below shows the impact saving 2% more can make.



Savings-rate assumptions include 3% annual raises and 6% annual investment returns, calculated using the "Retirement Contribution Effects on Your Paycheck" tool at bankrate.com.

As a rule of thumb, try to put **10% – 15% of your income toward your retirement**. It's an easy-to-remember target, and the sooner you start to save, the likelier you may be to reach your financial goals. Check your progress by using the Contribution Planner at LincolnFinancial.com/ContributionPlanner.



Think long-term commitment

#2

DECIDE HOW TO INVEST

To decide how to invest, choose the investment option that best fits your personality and current situation. As your situation changes over time, you may want to consider changing your investment approach:



MAKE AN ALL-IN-ONE CHOICE

Ready to save in the plan, but don't have the time or inclination to decide which direction to take your investments? It's easy to get started with an all-in-one portfolio.



MANAGE IT YOURSELF

If you enjoy learning about investments and want to build your own portfolio from the lineup of investments offered in your plan or in your self-directed brokerage account, you may want to consider this option. Of course, when it comes to retirement plan investing, even do-it-yourselfers don't have to go it alone. Lincoln is committed to making sure you have the information and tools you need to make informed decisions.



Keep a big-picture perspective



MAKE AN ALL-IN-ONE CHOICE

One diversified portfolio managed for you

You don't have to spend a lot of time and effort researching investments to take advantage of your retirement plan. These professionally designed all-in-one investment options may be all you need.

Target-date options are designed to allow you to invest your contributions across a broadly diversified mix of investments, such as bond- and stock-based mutual funds, with just one selection. You choose the option that most closely matches the year you expect to retire — your target date — and it's all managed for you. Target-date options seek more growth in the early years, then gradually become more conservative over time as you approach retirement.

The target date is the approximate date when you plan to retire or start withdrawing your money. Target-date investment options continue to adjust the asset allocation to a more conservative mix until the target date is reached, and sometimes beyond (see prospectus for the fund's allocation strategy). As with most of the investments offered in your plan, the principal value of this option is not guaranteed at any time, including at the target date. An asset allocation strategy does not guarantee performance or protect against investment losses.

While you can take comfort in having the big investing decisions made for you, you may want to revisit your choices as your situation or risk tolerance changes.



Make an all-in-one choice

TARGET-DATE + RISK PORTFOLIOS

Asset allocation portfolios consist of a mix of investments (e.g., mutual funds). Rather than constructing your own portfolio, you choose the asset allocation portfolio that best matches your retirement savings objective.



A target-date + risk portfolio helps your savings grow early on and helps protect your savings as you approach retirement. You choose the target date that most closely corresponds to the year you plan to retire. You then select a risk level — conservative, moderate or aggressive — that matches your ability and willingness to accept sometimes dramatic ups and downs in account value in exchange for greater potential returns over time. Each portfolio automatically shifts allocations as its target year approaches — from more aggressive stocks to more conservative bonds and cash equivalents.

On the target date or some specified date thereafter, your retirement plan will automatically move your balance in the target-date + risk portfolio into a designated Retirement Allocation Portfolio that corresponds to your selected risk level. It is designed to offer some potential growth and to protect against inflation while maintaining a conservative allocation to support capital preservation.

The target date is the approximate date when you plan to retire. As with most individual investments offered in your plan, the principal value of this portfolio or any of the underlying investments within the portfolio is not guaranteed at any time, including at the target date. An asset allocation strategy does not guarantee performance or protect against investment losses.

How target-date options work

Let's say the approximate date when you plan to retire is sometime between 2035 and 2045. You may consider a 2040 portfolio because it has a target date that aligns with when you expect to retire. The portfolio will automatically allocate less to stocks and more to bonds, becoming increasingly conservative as your target date approaches. Along the way, the portfolio will periodically rebalance to its target asset allocation.

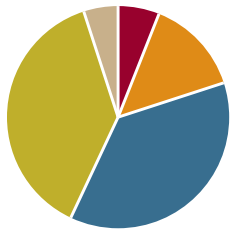
By selecting an asset allocation portfolio, participants may invest in the same percentages illustrated in that portfolio. The participant's account will then experience any associated reallocation and automatic rebalancing activities associated with the portfolio as selected by the plan sponsor; as a result, some redemption fees may apply. Asset allocation portfolios are based on generally accepted investment theories that take into account historical market performance and investment principles specified by modern portfolio theory. The material facts and assumptions on which asset allocation portfolios are based include the following: participant's risk profile; participant's distribution/retirement date; historical market(s) performance; modern portfolio theory; investment risk/return interrelationship characteristics. In applying particular asset allocation portfolios to their individual situations, participants or beneficiaries should consider their other assets, income, and investments (e.g., equity in a home, IRA investments, savings accounts, and interests in other qualified and nonqualified plans) in addition to their interest in the plan. An asset allocation strategy and diversification may help reduce, but cannot eliminate, risk of investment losses. There is no guarantee that by assuming more risk, you will achieve higher returns. Asset allocation portfolios generally include all of the investment options available. However, other investment options with similar risk and return characteristics may be available under the plan. Information on these investment options may be found in the investment section of your enrollment book. For most investment options, including a mutual fund that is part of a portfolio, you may obtain a prospectus or similar document by requesting one from your employer or calling a Lincoln Financial representative at 800-234-3500.



Make an all-in-one choice

Target-Date + Risk Portfolios

2010 Conservative



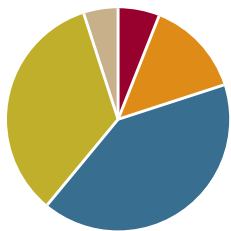
Asset Allocation as of 03/31/2024

- 6% International Stock
- 14% U.S. Stock
- 37% Bond
- 38% Cash/Stable Value
- 5% Other

Investment Allocation

- 5% American Funds American Balanced R6
- 2% American Funds Europacific Growth A
- 2% American Funds Washington Mutual A
- 3% Dodge & Cox Income X
- 5% Fidelity 500 Index
- 3% Fidelity Total International Index
- 4% JHancock Disciplined Value Mid Cap R4
- 2% JPMorgan Equity Income R6
- 38% Lincoln Stable Value Account -Z78
- 1% T. Rowe Price Global Stock
- 29% Vanguard Inflation-Protected Secs I
- 5% Vanguard Total Bond Market Index I
- 1% Victory Sycamore Small Company Opp I

2015 Conservative



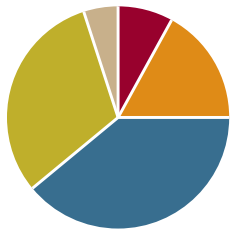
Asset Allocation as of 03/31/2024

- 6% International Stock
- 14% U.S. Stock
- 41% Bond
- 34% Cash/Stable Value
- 5% Other

Investment Allocation

- 5% American Funds American Balanced R6
- 2% American Funds Europacific Growth A
- 2% American Funds Washington Mutual A
- 6% Dodge & Cox Income X
- 5% Fidelity 500 Index
- 3% Fidelity Total International Index
- 4% JHancock Disciplined Value Mid Cap R4
- 2% JPMorgan Equity Income R6
- 34% Lincoln Stable Value Account -Z78
- 1% T. Rowe Price Global Stock
- 26% Vanguard Inflation-Protected Secs I
- 9% Vanguard Total Bond Market Index I
- 1% Victory Sycamore Small Company Opp I

2020 Conservative



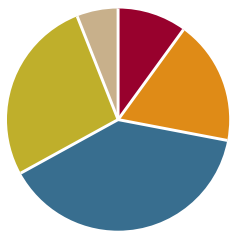
Asset Allocation as of 03/31/2024

- 8% International Stock
- 17% U.S. Stock
- 39% Bond
- 31% Cash/Stable Value
- 5% Other

Investment Allocation

- 5% American Funds American Balanced R6
- 3% American Funds Europacific Growth A
- 3% American Funds Washington Mutual A
- 7% Dodge & Cox Income X
- 6% Fidelity 500 Index
- 4% Fidelity Total International Index
- 4% JHancock Disciplined Value Mid Cap R4
- 3% JPMorgan Equity Income R6
- 31% Lincoln Stable Value Account -Z78
- 1% T. Rowe Price Global Stock
- 22% Vanguard Inflation-Protected Secs I
- 10% Vanguard Total Bond Market Index I
- 1% Victory Sycamore Small Company Opp I

2025 Conservative



Asset Allocation as of 03/31/2024

- 10% International Stock
- 18% U.S. Stock
- 39% Bond
- 27% Cash/Stable Value
- 6% Other

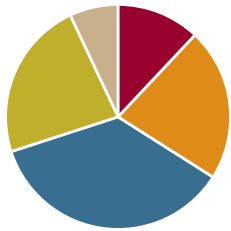
Investment Allocation

- 6% American Funds American Balanced R6
- 4% American Funds Europacific Growth A
- 3% American Funds Washington Mutual A
- 9% Dodge & Cox Income X
- 7% Fidelity 500 Index
- 5% Fidelity Total International Index
- 4% JHancock Disciplined Value Mid Cap R4
- 3% JPMorgan Equity Income R6
- 27% Lincoln Stable Value Account -Z78
- 1% T. Rowe Price Global Stock
- 18% Vanguard Inflation-Protected Secs I
- 12% Vanguard Total Bond Market Index I
- 1% Victory Sycamore Small Company Opp I



Make an all-in-one choice

2030 Conservative



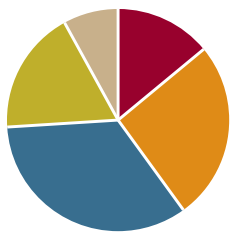
Asset Allocation as of 03/31/2024

- 12% International Stock
- 22% U.S. Stock
- 36% Bond
- 23% Cash/Stable Value
- 7% Other

Investment Allocation

- 7% American Funds American Balanced R6
- 5% American Funds Europacific Growth A
- 3% American Funds Washington Mutual A
- 10% Dodge & Cox Income X
- 9% Fidelity 500 Index
- 6% Fidelity Total International Index
- 4% JHancock Disciplined Value Mid Cap R4
- 4% JPMorgan Equity Income R6
- 23% Lincoln Stable Value Account -Z78
- 1% T. Rowe Price Global Stock
- 14% Vanguard Inflation-Protected Secs I
- 12% Vanguard Total Bond Market Index I
- 1% Victory Sycamore Small Company Opp I
- 1% Wasatch Core Growth Institutional

2035 Conservative



Asset Allocation as of 03/31/2024

- 14% International Stock
- 26% U.S. Stock
- 34% Bond
- 18% Cash/Stable Value
- 8% Other

Investment Allocation

- 8% American Funds American Balanced R6
- 6% American Funds Europacific Growth A
- 3% American Funds Washington Mutual A
- 12% Dodge & Cox Income X
- 10% Fidelity 500 Index
- 7% Fidelity Total International Index
- 5% JHancock Disciplined Value Mid Cap R4
- 5% JPMorgan Equity Income R6
- 18% Lincoln Stable Value Account -Z78
- 1% T. Rowe Price Global Stock
- 11% Vanguard Inflation-Protected Secs I
- 11% Vanguard Total Bond Market Index I
- 2% Victory Sycamore Small Company Opp I
- 1% Wasatch Core Growth Institutional

2040 Conservative



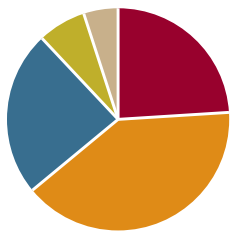
Asset Allocation as of 03/31/2024

- 18% International Stock
- 32% U.S. Stock
- 29% Bond
- 13% Cash/Stable Value
- 8% Other

Investment Allocation

- 8% American Funds American Balanced R6
- 9% American Funds Europacific Growth A
- 5% American Funds Washington Mutual A
- 13% Dodge & Cox Income X
- 12% Fidelity 500 Index
- 8% Fidelity Total International Index
- 6% JHancock Disciplined Value Mid Cap R4
- 5% JPMorgan Equity Income R6
- 13% Lincoln Stable Value Account -Z78
- 1% T. Rowe Price Global Stock
- 7% Vanguard Inflation-Protected Secs I
- 9% Vanguard Total Bond Market Index I
- 2% Victory Sycamore Small Company Opp I
- 2% Wasatch Core Growth Institutional

2045 Conservative



Asset Allocation as of 03/31/2024

- 24% International Stock
- 40% U.S. Stock
- 24% Bond
- 7% Cash/Stable Value
- 5% Other

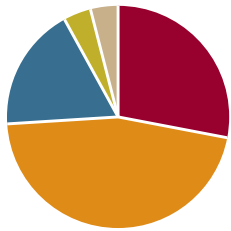
Investment Allocation

- 5% American Funds American Balanced R6
- 13% American Funds Europacific Growth A
- 6% American Funds Washington Mutual A
- 11% Dodge & Cox Income X
- 13% Fidelity 500 Index
- 9% Fidelity Total International Index
- 8% JHancock Disciplined Value Mid Cap R4
- 7% JPMorgan Equity Income R6
- 7% Lincoln Stable Value Account -Z78
- 1% MassMutual Mid Cap Growth R5
- 2% T. Rowe Price Global Stock
- 4% Vanguard Inflation-Protected Secs I
- 9% Vanguard Total Bond Market Index I
- 3% Victory Sycamore Small Company Opp I
- 2% Wasatch Core Growth Institutional



Make an all-in-one choice

2050 Conservative



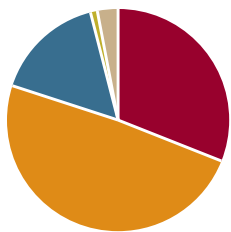
Asset Allocation as of 03/31/2024

- 28% International Stock
- 46% U.S. Stock
- 18% Bond
- 4% Cash/Stable Value
- 4% Other

Investment Allocation

- 4% American Funds American Balanced R6
- 17% American Funds Europacific Growth A
- 7% American Funds Washington Mutual A
- 9% Dodge & Cox Income X
- 14% Fidelity 500 Index
- 9% Fidelity Total International Index
- 10% JHancock Disciplined Value Mid Cap R4
- 7% JPMorgan Equity Income R6
- 4% Lincoln Stable Value Account -Z78
- 1% MassMutual Mid Cap Growth R5
- 2% T. Rowe Price Global Stock
- 2% Vanguard Inflation-Protected Secs I
- 7% Vanguard Total Bond Market Index I
- 4% Victory Sycamore Small Company Opp I
- 3% Wasatch Core Growth Institutional

2055 Conservative



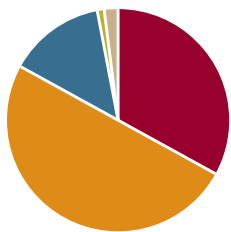
Asset Allocation as of 03/31/2024

- 31% International Stock
- 49% U.S. Stock
- 16% Bond
- 1% Cash/Stable Value
- 3% Other

Investment Allocation

- 3% American Funds American Balanced R6
- 19% American Funds Europacific Growth A
- 8% American Funds Washington Mutual A
- 8% Dodge & Cox Income X
- 15% Fidelity 500 Index
- 9% Fidelity Total International Index
- 11% JHancock Disciplined Value Mid Cap R4
- 7% JPMorgan Equity Income R6
- 1% Lincoln Stable Value Account -Z78
- 1% MassMutual Mid Cap Growth R5
- 3% T. Rowe Price Global Stock
- 1% Vanguard Inflation-Protected Secs I
- 7% Vanguard Total Bond Market Index I
- 4% Victory Sycamore Small Company Opp I
- 3% Wasatch Core Growth Institutional

2060 Conservative



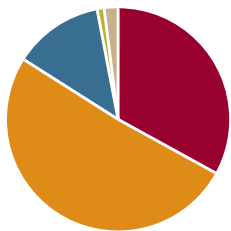
Asset Allocation as of 03/31/2024

- 33% International Stock
- 50% U.S. Stock
- 14% Bond
- 1% Cash/Stable Value
- 2% Other

Investment Allocation

- 2% American Funds American Balanced R6
- 21% American Funds Europacific Growth A
- 8% American Funds Washington Mutual A
- 7% Dodge & Cox Income X
- 15% Fidelity 500 Index
- 9% Fidelity Total International Index
- 11% JHancock Disciplined Value Mid Cap R4
- 7% JPMorgan Equity Income R6
- 1% Lincoln Stable Value Account -Z78
- 1% MassMutual Mid Cap Growth R5
- 3% T. Rowe Price Global Stock
- 7% Vanguard Total Bond Market Index I
- 5% Victory Sycamore Small Company Opp I
- 3% Wasatch Core Growth Institutional

2065 Conservative



Asset Allocation as of 03/31/2024

- 33% International Stock
- 51% U.S. Stock
- 13% Bond
- 1% Cash/Stable Value
- 2% Other

Investment Allocation

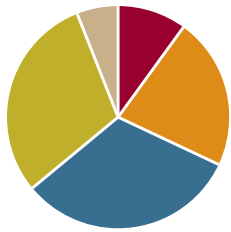
- 2% American Funds American Balanced R6
- 21% American Funds Europacific Growth A
- 8% American Funds Washington Mutual A
- 7% Dodge & Cox Income X
- 15% Fidelity 500 Index
- 9% Fidelity Total International Index
- 11% JHancock Disciplined Value Mid Cap R4
- 7% JPMorgan Equity Income R6
- 1% Lincoln Stable Value Account -Z78
- 2% MassMutual Mid Cap Growth R5
- 3% T. Rowe Price Global Stock
- 6% Vanguard Total Bond Market Index I
- 5% Victory Sycamore Small Company Opp I
- 3% Wasatch Core Growth Institutional



Make an all-in-one choice

Target-Date + Risk Portfolios

2010 Moderate



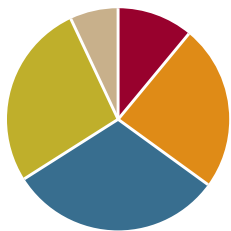
Asset Allocation as of 03/31/2024

- 10% International Stock
- 22% U.S. Stock
- 32% Bond
- 30% Cash/Stable Value
- 6% Other

Investment Allocation

- 6% American Funds American Balanced R6
- 3% American Funds Europacific Growth A
- 3% American Funds Washington Mutual A
- 3% Dodge & Cox Income X
- 9% Fidelity 500 Index
- 6% Fidelity Total International Index
- 4% JHancock Disciplined Value Mid Cap R4
- 5% JPMorgan Equity Income R6
- 30% Lincoln Stable Value Account -Z78
- 1% T. Rowe Price Global Stock
- 25% Vanguard Inflation-Protected Secs I
- 4% Vanguard Total Bond Market Index I
- 1% Victory Sycamore Small Company Opp I

2015 Moderate



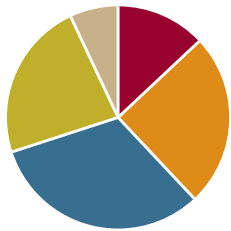
Asset Allocation as of 03/31/2024

- 11% International Stock
- 24% U.S. Stock
- 31% Bond
- 27% Cash/Stable Value
- 7% Other

Investment Allocation

- 7% American Funds American Balanced R6
- 4% American Funds Europacific Growth A
- 3% American Funds Washington Mutual A
- 5% Dodge & Cox Income X
- 9% Fidelity 500 Index
- 6% Fidelity Total International Index
- 5% JHancock Disciplined Value Mid Cap R4
- 5% JPMorgan Equity Income R6
- 27% Lincoln Stable Value Account -Z78
- 1% T. Rowe Price Global Stock
- 21% Vanguard Inflation-Protected Secs I
- 5% Vanguard Total Bond Market Index I
- 2% Victory Sycamore Small Company Opp I

2020 Moderate



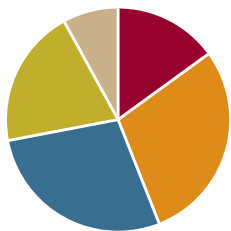
Asset Allocation as of 03/31/2024

- 13% International Stock
- 25% U.S. Stock
- 32% Bond
- 23% Cash/Stable Value
- 7% Other

Investment Allocation

- 7% American Funds American Balanced R6
- 5% American Funds Europacific Growth A
- 3% American Funds Washington Mutual A
- 7% Dodge & Cox Income X
- 10% Fidelity 500 Index
- 7% Fidelity Total International Index
- 5% JHancock Disciplined Value Mid Cap R4
- 5% JPMorgan Equity Income R6
- 23% Lincoln Stable Value Account -Z78
- 1% T. Rowe Price Global Stock
- 18% Vanguard Inflation-Protected Secs I
- 7% Vanguard Total Bond Market Index I
- 2% Victory Sycamore Small Company Opp I

2025 Moderate



Asset Allocation as of 03/31/2024

- 15% International Stock
- 29% U.S. Stock
- 28% Bond
- 20% Cash/Stable Value
- 8% Other

Investment Allocation

- 8% American Funds American Balanced R6
- 6% American Funds Europacific Growth A
- 3% American Funds Washington Mutual A
- 8% Dodge & Cox Income X
- 12% Fidelity 500 Index
- 8% Fidelity Total International Index
- 5% JHancock Disciplined Value Mid Cap R4
- 6% JPMorgan Equity Income R6
- 20% Lincoln Stable Value Account -Z78
- 1% T. Rowe Price Global Stock
- 14% Vanguard Inflation-Protected Secs I
- 6% Vanguard Total Bond Market Index I
- 2% Victory Sycamore Small Company Opp I
- 1% Wasatch Core Growth Institutional



Make an all-in-one choice

2030 Moderate



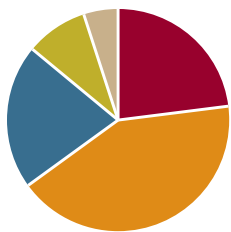
Asset Allocation as of 03/31/2024

- 19% International Stock
- 33% U.S. Stock
- 26% Bond
- 15% Cash/Stable Value
- 7% Other

Investment Allocation

- 7% American Funds American Balanced R6
- 9% American Funds Europacific Growth A
- 5% American Funds Washington Mutual A
- 9% Dodge & Cox Income X
- 12% Fidelity 500 Index
- 8% Fidelity Total International Index
- 7% JHancock Disciplined Value Mid Cap R4
- 6% JPMorgan Equity Income R6
- 15% Lincoln Stable Value Account -Z78
- 2% T. Rowe Price Global Stock
- 10% Vanguard Inflation-Protected Secs I
- 7% Vanguard Total Bond Market Index I
- 2% Victory Sycamore Small Company Opp I
- 1% Wasatch Core Growth Institutional

2035 Moderate



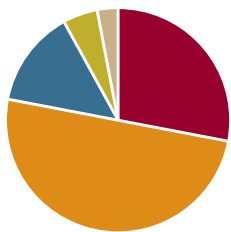
Asset Allocation as of 03/31/2024

- 23% International Stock
- 42% U.S. Stock
- 21% Bond
- 9% Cash/Stable Value
- 5% Other

Investment Allocation

- 5% American Funds American Balanced R6
- 12% American Funds Europacific Growth A
- 6% American Funds Washington Mutual A
- 8% Dodge & Cox Income X
- 14% Fidelity 500 Index
- 9% Fidelity Total International Index
- 9% JHancock Disciplined Value Mid Cap R4
- 7% JPMorgan Equity Income R6
- 9% Lincoln Stable Value Account -Z78
- 1% MassMutual Mid Cap Growth R5
- 2% T. Rowe Price Global Stock
- 6% Vanguard Inflation-Protected Secs I
- 7% Vanguard Total Bond Market Index I
- 3% Victory Sycamore Small Company Opp I
- 2% Wasatch Core Growth Institutional

2040 Moderate



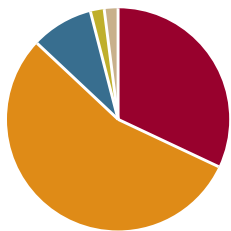
Asset Allocation as of 03/31/2024

- 28% International Stock
- 50% U.S. Stock
- 14% Bond
- 5% Cash/Stable Value
- 3% Other

Investment Allocation

- 3% American Funds American Balanced R6
- 16% American Funds Europacific Growth A
- 8% American Funds Washington Mutual A
- 6% Dodge & Cox Income X
- 15% Fidelity 500 Index
- 9% Fidelity Total International Index
- 11% JHancock Disciplined Value Mid Cap R4
- 8% JPMorgan Equity Income R6
- 5% Lincoln Stable Value Account -Z78
- 2% MassMutual Mid Cap Growth R5
- 3% T. Rowe Price Global Stock
- 3% Vanguard Inflation-Protected Secs I
- 5% Vanguard Total Bond Market Index I
- 3% Victory Sycamore Small Company Opp I
- 3% Wasatch Core Growth Institutional

2045 Moderate



Asset Allocation as of 03/31/2024

- 32% International Stock
- 55% U.S. Stock
- 9% Bond
- 2% Cash/Stable Value
- 2% Other

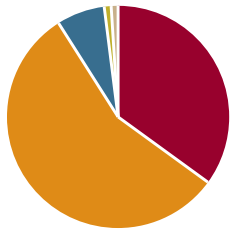
Investment Allocation

- 2% American Funds American Balanced R6
- 19% American Funds Europacific Growth A
- 9% American Funds Washington Mutual A
- 4% Dodge & Cox Income X
- 16% Fidelity 500 Index
- 10% Fidelity Total International Index
- 12% JHancock Disciplined Value Mid Cap R4
- 9% JPMorgan Equity Income R6
- 2% Lincoln Stable Value Account -Z78
- 2% MassMutual Mid Cap Growth R5
- 3% T. Rowe Price Global Stock
- 1% Vanguard Inflation-Protected Secs I
- 4% Vanguard Total Bond Market Index I
- 4% Victory Sycamore Small Company Opp I
- 3% Wasatch Core Growth Institutional



Make an all-in-one choice

2050 Moderate



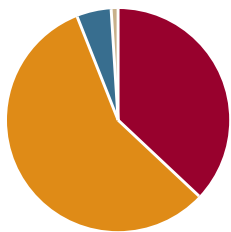
Asset Allocation as of 03/31/2024

- 35% International Stock
- 56% U.S. Stock
- 7% Bond
- 1% Cash/Stable Value
- 1% Other

Investment Allocation

- 1% American Funds American Balanced R6
- 21% American Funds Europacific Growth A
- 9% American Funds Washington Mutual A
- 3% Dodge & Cox Income X
- 16% Fidelity 500 Index
- 10% Fidelity Total International Index
- 12% JHancock Disciplined Value Mid Cap R4
- 9% JPMorgan Equity Income R6
- 1% Lincoln Stable Value Account -Z78
- 2% MassMutual Mid Cap Growth R5
- 4% T. Rowe Price Global Stock
- 4% Vanguard Total Bond Market Index I
- 5% Victory Sycamore Small Company Opp I
- 3% Wasatch Core Growth Institutional

2055 Moderate



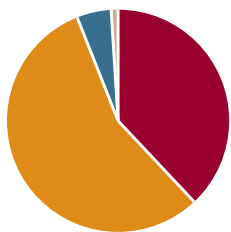
Asset Allocation as of 03/31/2024

- 37% International Stock
- 57% U.S. Stock
- 5% Bond
- 1% Other

Investment Allocation

- 1% American Funds American Balanced R6
- 23% American Funds Europacific Growth A
- 9% American Funds Washington Mutual A
- 2% Dodge & Cox Income X
- 17% Fidelity 500 Index
- 10% Fidelity Total International Index
- 12% JHancock Disciplined Value Mid Cap R4
- 9% JPMorgan Equity Income R6
- 2% MassMutual Mid Cap Growth R5
- 4% T. Rowe Price Global Stock
- 3% Vanguard Total Bond Market Index I
- 5% Victory Sycamore Small Company Opp I
- 3% Wasatch Core Growth Institutional

2060 Moderate



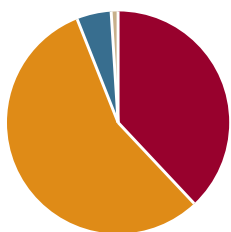
Asset Allocation as of 03/31/2024

- 38% International Stock
- 56% U.S. Stock
- 5% Bond
- 1% Other

Investment Allocation

- 1% American Funds American Balanced R6
- 24% American Funds Europacific Growth A
- 9% American Funds Washington Mutual A
- 2% Dodge & Cox Income X
- 16% Fidelity 500 Index
- 10% Fidelity Total International Index
- 12% JHancock Disciplined Value Mid Cap R4
- 8% JPMorgan Equity Income R6
- 2% MassMutual Mid Cap Growth R5
- 4% T. Rowe Price Global Stock
- 3% Vanguard Total Bond Market Index I
- 6% Victory Sycamore Small Company Opp I
- 3% Wasatch Core Growth Institutional

2065 Moderate



Asset Allocation as of 03/31/2024

- 38% International Stock
- 56% U.S. Stock
- 5% Bond
- 1% Other

Investment Allocation

- 1% American Funds American Balanced R6
- 24% American Funds Europacific Growth A
- 9% American Funds Washington Mutual A
- 2% Dodge & Cox Income X
- 16% Fidelity 500 Index
- 10% Fidelity Total International Index
- 12% JHancock Disciplined Value Mid Cap R4
- 8% JPMorgan Equity Income R6
- 2% MassMutual Mid Cap Growth R5
- 4% T. Rowe Price Global Stock
- 3% Vanguard Total Bond Market Index I
- 6% Victory Sycamore Small Company Opp I
- 3% Wasatch Core Growth Institutional



Make an all-in-one choice

Target-Date + Risk Portfolios

2010 Aggressive



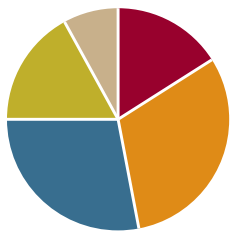
Asset Allocation as of 03/31/2024

- 15% International Stock
- 28% U.S. Stock
- 29% Bond
- 20% Cash/Stable Value
- 8% Other

Investment Allocation

- 8% American Funds American Balanced R6
- 5% American Funds Europacific Growth A
- 3% American Funds Washington Mutual A
- 5% Dodge & Cox Income X
- 11% Fidelity 500 Index
- 8% Fidelity Total International Index
- 5% JHancock Disciplined Value Mid Cap R4
- 7% JPMorgan Equity Income R6
- 20% Lincoln Stable Value Account -Z78
- 2% T. Rowe Price Global Stock
- 20% Vanguard Inflation-Protected Secs I
- 4% Vanguard Total Bond Market Index I
- 2% Victory Sycamore Small Company Opp I

2015 Aggressive



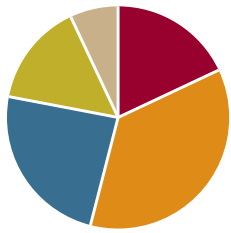
Asset Allocation as of 03/31/2024

- 16% International Stock
- 31% U.S. Stock
- 28% Bond
- 17% Cash/Stable Value
- 8% Other

Investment Allocation

- 8% American Funds American Balanced R6
- 6% American Funds Europacific Growth A
- 4% American Funds Washington Mutual A
- 6% Dodge & Cox Income X
- 12% Fidelity 500 Index
- 8% Fidelity Total International Index
- 6% JHancock Disciplined Value Mid Cap R4
- 7% JPMorgan Equity Income R6
- 17% Lincoln Stable Value Account -Z78
- 2% T. Rowe Price Global Stock
- 17% Vanguard Inflation-Protected Secs I
- 5% Vanguard Total Bond Market Index I
- 2% Victory Sycamore Small Company Opp I

2020 Aggressive



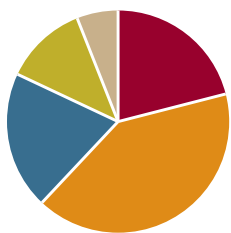
Asset Allocation as of 03/31/2024

- 18% International Stock
- 36% U.S. Stock
- 24% Bond
- 15% Cash/Stable Value
- 7% Other

Investment Allocation

- 7% American Funds American Balanced R6
- 8% American Funds Europacific Growth A
- 5% American Funds Washington Mutual A
- 6% Dodge & Cox Income X
- 13% Fidelity 500 Index
- 8% Fidelity Total International Index
- 7% JHancock Disciplined Value Mid Cap R4
- 7% JPMorgan Equity Income R6
- 15% Lincoln Stable Value Account -Z78
- 1% MassMutual Mid Cap Growth R5
- 2% T. Rowe Price Global Stock
- 13% Vanguard Inflation-Protected Secs I
- 5% Vanguard Total Bond Market Index I
- 2% Victory Sycamore Small Company Opp I
- 1% Wasatch Core Growth Institutional

2025 Aggressive



Asset Allocation as of 03/31/2024

- 21% International Stock
- 41% U.S. Stock
- 20% Bond
- 12% Cash/Stable Value
- 6% Other

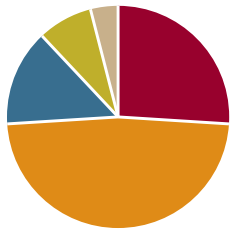
Investment Allocation

- 6% American Funds American Balanced R6
- 11% American Funds Europacific Growth A
- 6% American Funds Washington Mutual A
- 6% Dodge & Cox Income X
- 14% Fidelity 500 Index
- 8% Fidelity Total International Index
- 8% JHancock Disciplined Value Mid Cap R4
- 8% JPMorgan Equity Income R6
- 12% Lincoln Stable Value Account -Z78
- 1% MassMutual Mid Cap Growth R5
- 2% T. Rowe Price Global Stock
- 9% Vanguard Inflation-Protected Secs I
- 5% Vanguard Total Bond Market Index I
- 2% Victory Sycamore Small Company Opp I
- 2% Wasatch Core Growth Institutional



Make an all-in-one choice

2030 Aggressive



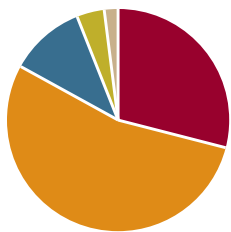
Asset Allocation as of 03/31/2024

- 26% International Stock
- 48% U.S. Stock
- 14% Bond
- 8% Cash/Stable Value
- 4% Other

Investment Allocation

- 4% American Funds American Balanced R6
- 14% American Funds Europacific Growth A
- 8% American Funds Washington Mutual A
- 5% Dodge & Cox Income X
- 15% Fidelity 500 Index
- 9% Fidelity Total International Index
- 10% JHancock Disciplined Value Mid Cap R4
- 9% JPMorgan Equity Income R6
- 8% Lincoln Stable Value Account -Z78
- 1% MassMutual Mid Cap Growth R5
- 3% T. Rowe Price Global Stock
- 5% Vanguard Inflation-Protected Secs I
- 4% Vanguard Total Bond Market Index I
- 3% Victory Sycamore Small Company Opp I
- 2% Wasatch Core Growth Institutional

2035 Aggressive



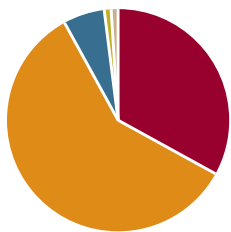
Asset Allocation as of 03/31/2024

- 29% International Stock
- 54% U.S. Stock
- 11% Bond
- 4% Cash/Stable Value
- 2% Other

Investment Allocation

- 2% American Funds American Balanced R6
- 17% American Funds Europacific Growth A
- 9% American Funds Washington Mutual A
- 4% Dodge & Cox Income X
- 16% Fidelity 500 Index
- 9% Fidelity Total International Index
- 12% JHancock Disciplined Value Mid Cap R4
- 9% JPMorgan Equity Income R6
- 4% Lincoln Stable Value Account -Z78
- 2% MassMutual Mid Cap Growth R5
- 3% T. Rowe Price Global Stock
- 3% Vanguard Inflation-Protected Secs I
- 4% Vanguard Total Bond Market Index I
- 3% Victory Sycamore Small Company Opp I
- 3% Wasatch Core Growth Institutional

2040 Aggressive



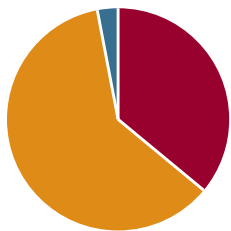
Asset Allocation as of 03/31/2024

- 33% International Stock
- 59% U.S. Stock
- 6% Bond
- 1% Cash/Stable Value
- 1% Other

Investment Allocation

- 1% American Funds American Balanced R6
- 20% American Funds Europacific Growth A
- 10% American Funds Washington Mutual A
- 2% Dodge & Cox Income X
- 17% Fidelity 500 Index
- 9% Fidelity Total International Index
- 13% JHancock Disciplined Value Mid Cap R4
- 10% JPMorgan Equity Income R6
- 1% Lincoln Stable Value Account -Z78
- 2% MassMutual Mid Cap Growth R5
- 4% T. Rowe Price Global Stock
- 1% Vanguard Inflation-Protected Secs I
- 3% Vanguard Total Bond Market Index I
- 4% Victory Sycamore Small Company Opp I
- 3% Wasatch Core Growth Institutional

2045 Aggressive



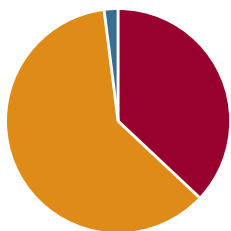
Asset Allocation as of 03/31/2024

- 36% International Stock
- 61% U.S. Stock
- 3% Bond

Investment Allocation

- 22% American Funds Europacific Growth A
- 10% American Funds Washington Mutual A
- 1% Dodge & Cox Income X
- 17% Fidelity 500 Index
- 10% Fidelity Total International Index
- 14% JHancock Disciplined Value Mid Cap R4
- 10% JPMorgan Equity Income R6
- 2% MassMutual Mid Cap Growth R5
- 4% T. Rowe Price Global Stock
- 2% Vanguard Total Bond Market Index I
- 5% Victory Sycamore Small Company Opp I
- 3% Wasatch Core Growth Institutional

2050 Aggressive



Asset Allocation as of 03/31/2024

- 37% International Stock
- 61% U.S. Stock
- 2% Bond

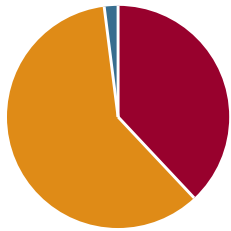
Investment Allocation

- 23% American Funds Europacific Growth A
- 10% American Funds Washington Mutual A
- 17% Fidelity 500 Index
- 10% Fidelity Total International Index
- 14% JHancock Disciplined Value Mid Cap R4
- 10% JPMorgan Equity Income R6
- 2% MassMutual Mid Cap Growth R5
- 4% T. Rowe Price Global Stock
- 2% Vanguard Total Bond Market Index I
- 5% Victory Sycamore Small Company Opp I
- 3% Wasatch Core Growth Institutional



Make an all-in-one choice

2055 Aggressive



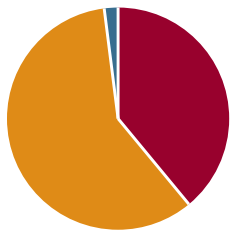
Asset Allocation as of 03/31/2024

- 38% International Stock
- 60% U.S. Stock
- 2% Bond

Investment Allocation

- 24% American Funds Europacific Growth A
- 9% American Funds Washington Mutual A
- 17% Fidelity 500 Index
- 10% Fidelity Total International Index
- 13% JHancock Disciplined Value Mid Cap R4
- 10% JPMorgan Equity Income R6
- 2% MassMutual Mid Cap Growth R5
- 4% T. Rowe Price Global Stock
- 2% Vanguard Total Bond Market Index I
- 6% Victory Sycamore Small Company Opp I
- 3% Wasatch Core Growth Institutional

2060 Aggressive



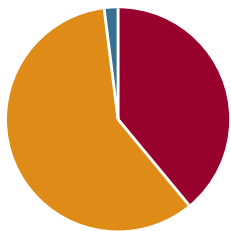
Asset Allocation as of 03/31/2024

- 39% International Stock
- 59% U.S. Stock
- 2% Bond

Investment Allocation

- 25% American Funds Europacific Growth A
- 9% American Funds Washington Mutual A
- 17% Fidelity 500 Index
- 10% Fidelity Total International Index
- 13% JHancock Disciplined Value Mid Cap R4
- 9% JPMorgan Equity Income R6
- 2% MassMutual Mid Cap Growth R5
- 4% T. Rowe Price Global Stock
- 2% Vanguard Total Bond Market Index I
- 6% Victory Sycamore Small Company Opp I
- 3% Wasatch Core Growth Institutional

2065 Aggressive



Asset Allocation as of 03/31/2024

- 39% International Stock
- 59% U.S. Stock
- 2% Bond

Investment Allocation

- 25% American Funds Europacific Growth A
- 9% American Funds Washington Mutual A
- 17% Fidelity 500 Index
- 10% Fidelity Total International Index
- 13% JHancock Disciplined Value Mid Cap R4
- 9% JPMorgan Equity Income R6
- 2% MassMutual Mid Cap Growth R5
- 4% T. Rowe Price Global Stock
- 2% Vanguard Total Bond Market Index I
- 6% Victory Sycamore Small Company Opp I
- 3% Wasatch Core Growth Institutional

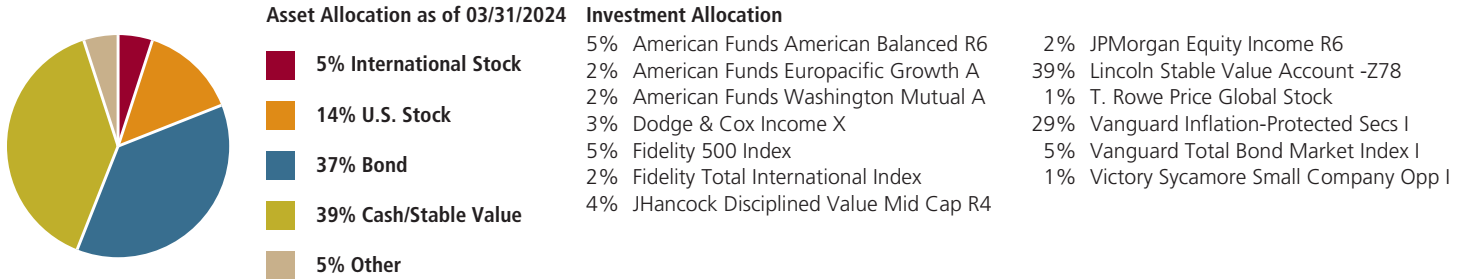


Make an all-in-one choice

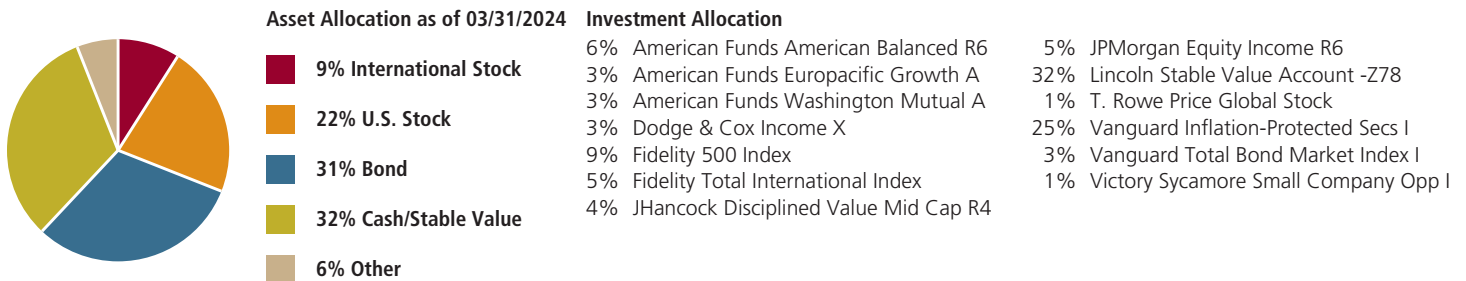
Retirement Allocation Portfolios

A retirement allocation portfolio is designed to offer some potential growth, protect against inflation, and help provide a regular stream of income.

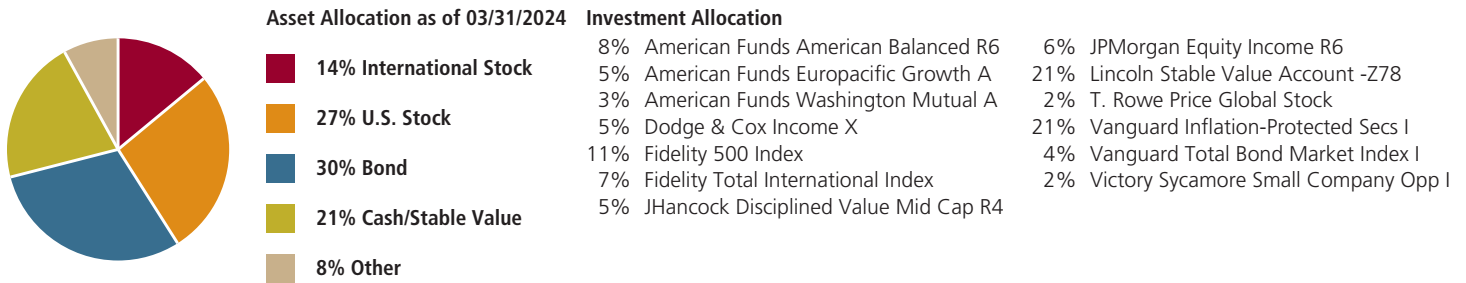
Conservative Retirement



Moderate Retirement



Aggressive Retirement



While the name “retirement allocation” implies the receipt of income in retirement, there is no guarantee that the portfolio will provide adequate income at or through retirement, nor does it assume or require a participant to take retirement income while invested in the retirement portfolio. Asset allocation, a tool used to diversify assets, does not eliminate risk, does not guarantee a profitable investment return, and does not guarantee against a loss. It is a method used to manage risk.

Retirement portfolios are not designed to provide for plan distributions/withdrawals over a set period or to guarantee a return of principal. Plan distributions/withdrawals will reduce the investment balance and future returns are not earned on amounts withdrawn. The retirement portfolios may not be appropriate for all plan participants. As with any asset allocation portfolio, there is no guarantee that a portfolio will achieve its objective. A portfolio’s underlying funds’ share prices fluctuate, which means you could lose money by investing in accordance with the portfolio allocations.



MANAGE IT YOURSELF

Your plan offers a number of funds to choose from. Some invest in stocks, others in bonds or stable value/cash, and some in a combination of more than one type of asset. A well-diversified portfolio — one that includes exposure across the asset classes — can help you balance potential return with your ability and willingness to weather the ups and downs of the market.

Stocks are shares of ownership (or equity) in a company. They're also called "equities." Stocks carry greater risks than bonds, balanced options and cash options, but historically have offered the greatest potential for long-term growth.

Bonds are debt securities that intend to pay the holder the original amount invested plus interest on a specific future date. Bonds offer lower potential risk and lower potential returns than stocks.

Cash/stable value investments generally hold short-term money market instruments that seek to preserve their value and pay a low level of interest. While these investment options may help you add some stability to your account value, by themselves they may not provide the growth necessary to help you outpace inflation over the long run.

Balanced/asset allocation funds contain a mix of stocks and bonds. Because stocks and bonds tend to perform differently at any given time, balanced funds are designed to help smooth out the ups and downs of investing while still seeking some growth from stocks. Therefore, they offer a level of risk between pure stock funds and pure bond funds, and their level of potential return is also in-between the two. With a single, broadly diversified balanced fund, you may not need to include any other funds in your portfolio. Please note that participation in an asset allocation program does not guarantee performance or protect against loss.

Self-directed brokerage account (SDBA)

If you are a highly active investor who wants access to thousands of investment options beyond those offered in the plan, this may be the path for you. Talk to your financial representative to obtain a fee schedule and for information about getting started.

Need help building your portfolio?
Refer to the "Manage it Yourself – Investor Profile Quiz" in the back of the kit.





Manage it yourself

GUARANTEED LIFETIME INCOME OPTION

If you're concerned about market volatility and want the assurance of receiving a guaranteed lifetime income stream, you may want to consider the *Lincoln PathBuilder Income*SM investment option.¹

Turn your retirement plan savings into guaranteed lifetime income

To understand how it works, think about your retirement plan savings in three phases:

PHASE 1: BUILD YOUR RETIREMENT SAVINGS

When you're younger and accumulating your savings, consider investing in a mix of stocks, bonds, and stable value investments offered by your plan.

PHASE 2: BEGIN ALLOCATING TO GUARANTEED PORTION

As you approach retirement, consider allocating a percentage of your account into the *Lincoln PathBuilder Income*SM option. You may allocate any percentage that meets your investment objectives.

PHASE 3: TURN YOUR RETIREMENT SAVINGS INTO GUARANTEED LIFETIME INCOME

When reach age 55 and meet your plan's terms and conditions, you may consider to begin taking withdrawals. The amount you receive from the *Lincoln PathBuilder Income*SM option will vary based on the current guaranteed income rates, single or joint life election and the age when withdrawals begin.



Downside market protection with upside growth potential

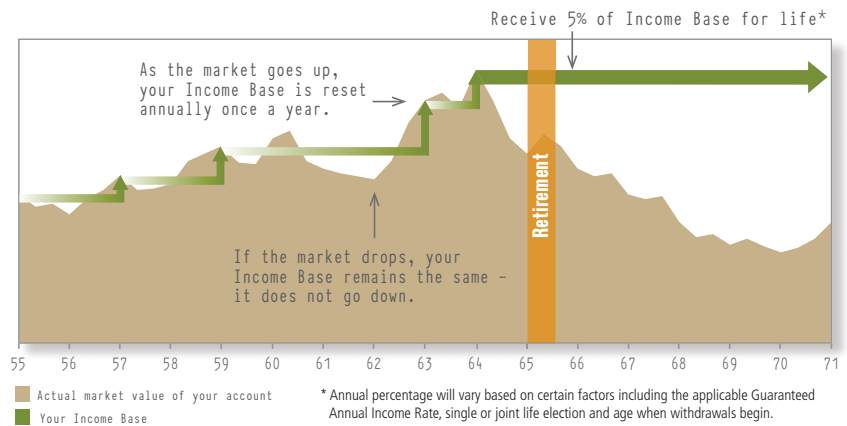
With the *Lincoln PathBuilder Income*SM option, your Income Base is used to determine your guaranteed lifetime income. When you first invest in the *Lincoln PathBuilder Income*SM investment option (i.e., when the first dollar is invested), your Income Base is equal to your investment in the option on that date. Each year thereafter, it's reset to equal the greater of:

- The market value of your account in the *Lincoln PathBuilder Income*SM option
- Your previous year's Income Base plus your plan contributions minus withdrawals into and out of the *Lincoln PathBuilder Income*SM option

This provides a level of protection against market declines while still allowing you to participate in rising markets.

How to calculate your Guaranteed Annual Income

To determine your annual income, multiply your Guaranteed Annual Income (GAI) rate by your Income Base. Typically, the longer you wait to receive your withdrawals, the higher your GAI. Your GAI will also depend on if you select lifetime income based on your life or the joint lives of you and your spouse.



This chart is to illustrate the general principles of *Lincoln PathBuilder Income*SM only; in this example, a participant reaching age 65 receives 5% of his or her Income Base for life. The Income Base is reset annually and equals the higher of the market value of the account in the *Lincoln PathBuilder Income*SM option or the previous year's Income Base plus contributions minus withdrawals into and out of the *Lincoln PathBuilder Income*SM option. Participant contributions in the *Lincoln PathBuilder Income*SM option are invested in a balanced fund.

¹ Guarantees are subject to the claims-paying ability of the issuing company.



Manage it yourself

Additional features

- **ACCESSIBILITY:** You can access your *Lincoln PathBuilder Income*SM account balance at any time.²
- **FLEXIBILITY:** After age 55 and upon meeting your plan's terms and conditions, you can choose when you want to start receiving your lifetime payments.
- **PORTABILITY:** Depending upon on your plan's conditions, you may request to rollover your *Lincoln PathBuilder Income*SM benefit to an Individual Retirement Account (IRA) from Lincoln Financial Group.
- **REASONABLE COST:** The cost of the guaranteed income protection is .90% of your Income Base and the cost is deducted from your account value. Your Income Base will not decrease due to the cost of the guarantee. Refer to the *Lincoln PathBuilder Income*SM prospectus for complete information on fees.

Want to learn more?

Contact your retirement plan representative or call a Lincoln customer service representative at 800-234-3500.

² Excess withdrawals can reduce your Income Base. Withdrawals may carry tax consequences, including possible tax penalties.

***Lincoln PathBuilder Income*SM solutions is offered as a group variable annuity. Amounts contributed to the annuity contract are invested in the LVIP American Global Balanced Allocation Managed Risk Fund, a fund of funds with a balanced allocation. The guarantee is provided by a contract between the client/plan sponsor and The Lincoln National Life Insurance Company that provides a plan participant with guaranteed annual retirement income.**

THE LVIP AMERICAN GLOBAL BALANCED ALLOCATION MANAGED RISK FUND IS NOT GUARANTEED OR INSURED BY LINCOLN OR ANY OTHER INSURANCE COMPANY OR ENTITY, AND SHAREHOLDERS MAY EXPERIENCE LOSSES. THE STRATEGY USED BY THIS FUND IS SEPARATE AND DISTINCT FROM ANY ANNUITY OR INSURANCE CONTRACT RIDER OR FEATURES.

A group variable annuity is a long-term investment product designed for retirement purposes. Group variable annuities contain both investment and insurance components and have fees and charges, including administrative and advisory fees. The annuity's value fluctuates with the market value of the underlying investment options, and all assets accumulate tax-deferred. Withdrawals may carry tax consequences, including possible tax penalties.

Investors are advised to consider the investment objectives, risks, and charges and expenses of the group variable annuity and its underlying investment option carefully before investing. The applicable variable annuity prospectus contains this and other important information about the variable annuity and its underlying investment option. Please call 888-868-2583 for a free prospectus. Read it carefully before investing or sending money. Products and features are subject to state availability.

*Lincoln PathBuilder Income*SM group variable annuity contracts (contract form AN-701 and state variations) are issued by The Lincoln National Life Insurance Company, Fort Wayne, IN, and distributed by Lincoln Financial Distributors, Inc., a broker-dealer. **The Lincoln National Life Insurance Company does not solicit business in the state of New York, nor is it authorized to do so.**

All contract and rider guarantees, including those for optional benefits, fixed subaccount crediting rates, or annuity payout rates, are subject to the claims-paying ability of the issuing insurance company.

Not available in New York.

STILL UNDECIDED?

Your Plan's DIA For your plan's DIA, your employer has selected an option based on your target retirement date. Refer to this chart to see how you will default if you elect a savings rate but don't elect your investment options.

Target date option	Year of retirement
Moderate Retirement	Prior to 2008
2010 Moderate	2008 to 2012
2015 Moderate	2013 to 2017
2020 Moderate	2018 to 2022
2025 Moderate	2023 to 2027
2030 Moderate	2028 to 2032
2035 Moderate	2033 to 2037
2040 Moderate	2038 to 2042
2045 Moderate	2043 to 2047
2050 Moderate	2048 to 2052
2055 Moderate	2053 to 2057
2060 Moderate	2058 to 2062
2065 Moderate	2063 and After

For your plan's QDIA, your employer has selected an asset allocation portfolio designed to protect your savings and provide long-term growth.

The target date is the approximate date when investors plan to retire or start withdrawing their money. Some target-date funds make no changes in asset allocation after the target date is reached; other target-date funds continue to make asset allocation changes following the target date. (See the prospectus for the fund's allocation strategy.) The principal value is not guaranteed at any time, including at the target date. An asset allocation strategy doesn't guarantee performance or protect against investment losses. A "fund of funds" may be more expensive than other types of investment options because it has additional levels of expenses.

The lifetime income guarantees offered within the portion of the target-date model that is invested in the *Lincoln PathBuilder Income*SM investment option are insured by the Lincoln National Life Insurance Company and subject to the claims paying ability of the Lincoln National Insurance Company.

ONCE YOU HAVE DECIDED



Take the long-term view Studies show that investor behavior has a greater effect than fund selection on investment results. That's because dramatic swings in the market can lead investors to panic, selling stock funds when the market is down and buying them when it's up.

When you're investing for retirement, you usually have time to weather short-term market losses. Diversifying your portfolio with stock, bond and money market funds can help to even out the highs and lows.



Stay diversified Spreading your holdings across the basic asset classes can help to keep your savings growing while minimizing volatility. To further minimize the risk of loss, it's also important to stay diversified *within* the asset classes — by dividing your stock investments among funds with different strategies (for example, those that invest in large, medium and small companies). Plus, look at each fund's underlying holdings. A broadly diversified fund that's invested in hundreds of stocks is inherently more diversified than one that holds just 20. Your time until retirement may change how much you invest in each asset class; still, diversification remains a good idea throughout your investing life.



Review your choices at least annually A good rule of thumb is to annually review your investment approach to see if it is moving you toward your retirement savings goal. You may want to reconsider your choices if you experience significant life changes. Also, rebalancing can help keep you on track. If your plan offers automatic rebalancing, you can even set your asset allocations to periodically align to their target levels without any effort on your part.¹ To see if this service is offered in your plan, access your plan website at **LincolnFinancial.com/Retirement**. Keep in mind that neither diversification nor participation in a rebalancing program guarantees performance or protects against loss.

Important note: If you have chosen an asset allocation portfolio, there is no need to set up automatic rebalancing; automatic rebalancing is already part of the portfolio service. In fact, adjusting your allocations or setting automatic rebalancing after you have invested in a portfolio will move you out of the portfolio. You will then be responsible for all future allocation changes.



Be mindful of inflation While the ups and downs of the market represent risks for short-term investors, inflation is the bigger enemy of long-term investors. For example, if inflation averages 3% a year, and your money is invested in a money market fund returning 4% a year, it's as if you're gaining only 1% each year! If the return on your investments doesn't keep up with rising prices, you may not have the buying power you'll need in the future. That's why long-term investors may want to include stock investments in their portfolios — because they have greater potential to exceed the inflation rate over the long term than other investments.

¹Some redemption fees may apply.

Important investment information

Performance

When used as supplemental sales literature, investment information must be accompanied by this disclosure statement

The performance data quoted represents past performance; past performance does not guarantee future results. Investment returns and principal value will fluctuate so your account balance, when redeemed, may be worth more or less than your original cost.

Current performance may be lower or higher than the performance data quoted. Instances of high double-digit returns are highly unusual and cannot be sustained. Investors should be aware that returns vary due to market conditions.

Participation in a collective trust (designated as "Trust" in the name of the investment option) is governed by terms of the trust and participation materials. An investor should carefully consider the investment objectives, risks, and charges and expenses of the collective trusts before investing. The participation materials contain this and other important information and should be read carefully before investing or sending money. Participation materials for any of the collective trusts in the program are available at 877-533-9710.

You may obtain a prospectus or similar document for each investment option in the plan by requesting one from your employer, visiting your plan's website, or calling a Lincoln Financial representative at 800 234-3500.

When the fund's inception date is less than 10 years, historical performance may not be available. When this is the case, extended performance has been calculated based on the oldest share class of the fund, adjusted for fees.

Please obtain mutual fund performance data for the most recent month end by visiting www.morningstar.com and requesting a quote using the appropriate ticker symbol.

Fund data is provided here by Morningstar, Inc.

Issuing Company

The Lincoln Stable Value Account is a fixed annuity contract issued by The Lincoln National Life Insurance Company, Fort Wayne, IN 46802 on Form 28866-SV 01/01, 28866-SV20 05/04, 28866-SV90 05/04, AN 700 01/12, or AR 700 10/09. **Guarantees for the Lincoln Stable Value Account are subject to the claims-paying ability of the issuer.**

Fees and Expenses

Fees and expenses reduce the assets allocated to your investments under the Plan, ultimately lowering the net rate of return. In addition, the fees and expenses of the investment options in your Plan will negatively impact the net rate of return of those investments. Higher fees, of course, will impact the performance of your investments.

If the performance for an investment option reports a difference between the gross expense ratio and net expense ratio, please refer to the fund's prospectus (mutual funds) or disclosure statement (collective investment trust), which may provide an explanation of applicable fee waivers.

Fee and expense information is based on information available as of 03/31/2024.

Benchmarks

A benchmark index gives the investor a point of reference for evaluating a fund's performance. Each investment option in the Plan's lineup is compared with a secondary index, based on its Morningstar Category. For example, all funds in the large-growth category are compared with the Russell Top 200 Growth index.

Investment Risk

Foreign securities portfolios/emerging markets portfolios: Portfolios that invest in foreign securities involve special additional risks. These risks include, but are not limited to: currency risk, political risk, and risk associated with varying accounting standards. Investing in emerging markets can accentuate these risks.

Sector portfolios: Portfolios that invest exclusively in one sector or industry involve additional risks. The lack of industry diversification subjects the investor to increased industry-specific risks.

Nondiversified portfolios: Portfolios that invest assets in a single issuer or a few issuers involve additional risks, including share price fluctuations, because of the increased concentration of investment.

Small-cap portfolios: Portfolios that invest in stocks of small companies involve additional risks. Smaller companies typically have a higher risk of failure and are not as well established as larger blue-chip companies. Historically, smaller-company stocks have experienced a greater degree of market volatility than the overall market average and may be less liquid than larger companies.

Mid-cap portfolios: Portfolios that invest in companies with market capitalization below \$10 billion involve additional risks. The securities of these companies may be more volatile and less liquid than the securities of larger companies.

High-yield bond portfolios: Portfolios that invest in less-than-investment-grade-rated debt securities (commonly referred to as junk bonds) involve additional risks because of the lower credit quality of the securities in the portfolio. The investor should be aware of the possible higher level of volatility and increased risk of default.

REITs: The value of the shares of a REIT fund will fluctuate with the value of the underlying assets (real estate properties). There are special risk factors associated with REITs, such as interest rate risk and the illiquidity of the real estate market.

Fund Restrictions

Lincoln Stable Value Account -Z78: There is a 20% restriction on the amount that can be transferred from this investment option in a 12-month period.

Frequent trading policy: Transactions associated with market timing — such as frequent, large, or short-term transfers among investment options — can affect the underlying funds and their investments. Lincoln Financial therefore reviews the number of transfers that a participant makes within given periods of time to determine if any transfer attempts to capitalize upon short-term movements in the equity markets (Market Timing Policy). If so, the participant's transfer activity will be subject to further scrutiny. Potential market timing or frequent trading may result in future trading restrictions, up to and including temporary (or permanent) revocation of telephone exchange privileges.

Fund-specific restrictions: Fund companies may have their own policies and procedures with respect to frequent purchases and redemptions of their respective shares, which may be more or less restrictive than the frequent trading policies and procedures of other investment options and of the Lincoln Financial Market Timing Policy. For example, when funds adopt a purchase blocking policy and you transfer an amount in excess of the fund's imposed limit from that investment, you will be restricted from investing back into that investment for a specified period of time. For more information on frequent purchase and redemption policies, please refer to the fund's prospectus or similar document.

Performance and fee overview

Prince William County Schools Supplemental Retirement Plan

	Fund ID	Incpt. Date	Average Annual Total Returns as of 03/31/2024						Fees	
			YTD	One Year	Three Years	Five Years	Ten Years	Since Incpt.	Gross	Net
International Stock										
American Funds Europacific Growth A² Foreign Large Growth Morningstar Gbl xUS Growth TME NR USD	AEPGX	04/84	7.37	13.07	-0.52	6.53	5.21	9.97	0.84	0.84
			5.45	11.56	-0.54	6.01	4.82			
Fidelity Total International Index^{2,6} Foreign Large Blend Morningstar Gbl xUS TME NR USD	FTIHX	06/16	4.26	12.81	1.72	6.02	---	6.37	0.06	0.06
			4.72	13.74	2.31	6.27	4.45			
T. Rowe Price Global Stock^{2,5} Global Large-Stock Growth Morningstar Gbl Growth TME NR USD	PRGSX	12/95	11.85	29.59	2.59	14.11	13.16	9.46	0.82	0.82
			9.01	26.61	5.69	11.84	9.89			
U.S. Stock										
AB Large Cap Growth A Large Growth Morningstar US LM Brd Growth TR USD	APGAX	09/92	13.34	36.71	11.33	16.62	15.87	11.04	0.85	0.85
			11.66	37.41	10.15	16.58	14.55			
American Funds Washington Mutual A⁵ Large Blend Morningstar US LM TR USD	AWSHX	07/52	9.14	26.54	11.51	13.02	11.37	11.91	0.57	0.57
			10.58	30.39	10.59	14.83	12.71			
Fidelity 500 Index⁶ Large Blend Morningstar US LM TR USD	FXAIX	05/11	10.55	29.87	11.48	15.04	12.95	13.29	0.02	0.02
			10.58	30.39	10.59	14.83	12.71			
JHancock Disciplined Value Mid Cap R4³ Mid-Cap Value Morningstar US Mid Brd Val TR USD	JVMTX	07/13	9.03	25.25	9.57	12.57	9.95	11.36	1.11	1.00
			7.73	19.99	8.22	10.61	9.54			
JPMorgan Equity Income R6 Large Value Morningstar US LM Brd Val TR USD	OIEJX	01/12	7.40	15.37	8.30	10.54	10.00	11.76	0.45	0.45
			9.43	23.12	10.29	12.26	10.59			
MassMutual Mid Cap Growth R5³ Mid-Cap Growth Morningstar US Mid Brd Grt TR USD	MGRFX	05/00	9.05	21.44	3.41	10.02	10.83	9.76	0.81	0.81
			9.85	23.96	4.82	12.17	11.24			
Victory Sycamore Small Company Opp I³ Small Value Morningstar US Sml Brd Val Ext TR USD	VSOIX	08/07	3.84	12.86	5.47	10.23	9.53	9.31	0.89	0.89
			3.91	19.95	5.16	9.76	7.50			
Wasatch Core Growth Institutional³ Small Growth Morningstar US Sml Brd Grt Ext TR USD	WIGRX	01/12	4.48	28.14	3.51	13.12	12.24	13.44	1.06	1.06
			6.21	20.37	-1.59	7.62	7.99			
Balanced/Allocation										
American Funds American Balanced R6¹ Moderate Allocation Morningstar Mod Tgt Risk TR USD	RLBGX	05/09	6.24	18.11	6.21	8.91	8.37	10.70	0.25	0.25
			3.91	12.77	2.64	6.42	5.91			
Lincoln PathBuilder Income^{1,7} Allocation--50% to 70% Equity Morningstar Mod Tgt Risk TR USD	LIPG010902	06/05	4.67	13.31	1.47	4.26	3.87	5.08	0.79	0.76
			3.91	12.77	2.64	6.42	5.91			
Bond										
Dodge & Cox Income X Intermediate Core-Plus Bond Morningstar US Core Plus Bd TR USD	DOXIX	05/22	-0.31	4.16	-0.86	1.93	2.54	2.62	0.36	0.33
			-0.65	1.99	-2.29	0.52	1.66			
PIMCO International Bond (USD-Hdg) Instl Global Bond-USD Hedged Morningstar Gbl Core Bd Gr Hdg USD	PFORX	12/92	1.20	7.73	-0.14	1.68	3.31	6.27	0.63	0.63
			-0.04	3.67	-1.93	0.38	2.00			

	Fund ID	Incpt. Date	Average Annual Total Returns as of 03/31/2024						Fees	
			YTD	One Year	Three Years	Five Years	Ten Years	Since Incpt.	Gross	Net
Bond (continued)										
Vanguard Inflation-Protected Secs I⁴ Inflation-Protected Bond Morningstar US TIPS TR USD	VIPIX	12/03	-0.17 0.05	0.16 0.34	-0.69 -0.66	2.36 2.32	2.14 2.09	3.45	0.07	0.07
Vanguard Total Bond Market Index I^{4,6} Intermediate Core Bond Morningstar US Core Bd TR USD	VBPIX	09/95	-0.79 -0.75	1.67 1.56	-2.41 -2.52	0.39 0.31	1.53 1.49	4.21	0.04	0.04
Cash/Stable Value										
Lincoln Stable Value Account -Z78⁸ Current rate of return: 3.00% Term: Quarterly Guaranteed Minimum Interest Rate: 3.00%		05/83								

Target-risk Disclosures

- 1 Asset allocation does not ensure a profit,nor protect against loss in a declining market.
- 2 Investing internationally involves risks not associated with investing solely in the United States,such as currency fluctuation,political risk,differences in accounting and the limited availability of information.
- 3 Funds that invest in small and/or mid-size company stocks typically involve greater risk,particularly in the short term,than those investing in larger,more established companies.
- 4 The return of principal in bond portfolios is not guaranteed. Bond Portfolios have the same interest rate,inflation,credit,prepayment and market risks that are associated with the underlying bonds owned by the fund(or account).
- 5 Social Awareness funds only invest in companies that meet socially responsible criteria, so exposure to certain industry sectors may be greater or less than similar funds or market indexes, and thereby may lead to performance differences.
- 6 An index is unmanaged, and one cannot invest directly in an index.
- 7 Each Profile Fund is operated as a fund of funds which invests primarily in other funds rather than in individual securities. Funds of this nature may be more expensive than other investment options. The Profile Funds are asset allocation funds; asset allocation does not ensure a profit nor protect against loss.
- 8 The Lincoln Stable Value Account is a fixed annuity contract issued by The Lincoln National Life Insurance Company, Fort Wayne, IN 46802 on Form 28866-SV 01/01, 28866-SV20 05/04, 28866-SV90 05/04, AN 700 01/12, or AR 700 10/09. **Guarantees for the Lincoln Stable Value Account are subject to the claims-paying ability of the issuer.**

Investment risks

The following information reflects a complete listing of current investment risk disclosures. For more information on investment risks, log in to your account at LincolnFinancial.com/Retirement.

International

Investing internationally involves risks not associated with investing solely in the United States, such as currency fluctuation, political or regulatory risk, currency exchange rate changes, differences in accounting, and the limited availability of information.

Small & mid cap

Funds that invest in small and/or midsize company stocks may be more volatile and involve greater risk, particularly in the short term, than those investing in larger, more established companies.

Money market funds

You can lose money by investing in the fund. Although the fund seeks to preserve the value of your investment at \$1.00 per share (or, for the LVIP Government Money Market Fund, at \$10.00 per share), it cannot guarantee it will do so. An investment in the fund is not insured or guaranteed by the Federal Deposit Insurance Corporation or any other government agency. The fund's sponsor has no legal obligation to provide financial support to the fund, and you should not expect that the sponsor will provide financial support to the fund at any time.

Index

An index is unmanaged, and one cannot invest directly in an index. Indexes do not reflect the deduction of any fees.

Sector funds

Funds that target exposure to one region or industry may carry greater risk and higher volatility than more broadly diversified funds.

Bonds

The return of principal in bond funds is not guaranteed. Bond funds have the same interest rate, inflation, credit, duration, prepayment and market risks that are associated with the underlying bonds owned by the fund or account.

Asset allocation

Asset allocation does not ensure a profit or protect against loss in a declining market.

High-yield or mortgage-backed funds

High-yield funds may invest in high-yield or lower rated fixed income securities (junk bonds) or mortgage-backed securities with exposure to subprime mortgages, which may experience higher volatility and increased risk of nonpayment or default.

REIT

A real estate investment trust (REIT) involves risks such as refinancing, economic conditions in the real estate industry, declines in property values, dependency on real estate management, changes in property taxes, changes in interest rates and other risks associated with a portfolio that concentrates its investments in one sector or geographic region.

Emerging markets

Investing in emerging markets can be riskier than investing in well-established foreign markets. International investing involves special risks not found in domestic investing, including increased political, social and economic instability, all of which are magnified in emerging markets.

Fund of funds

Each fund is operated as a fund of funds that invests primarily in one or more other funds, rather than in individual securities. A fund of this nature may be more expensive than other investment options because it has additional levels of expenses. From time to time, the fund's advisor may modify the asset allocation to the underlying funds and may add new funds. A fund's actual allocation may vary from the target strategic allocation at any point in time. Additionally, the fund's advisor may directly manage assets of the underlying funds for a variety of purposes.

S&P

The Index to which this fund is managed to is a product of S&P Dow Jones Indices LLC (SPDJI) and has been licensed for use by one or more of the portfolio's service providers (licensee). Standard & Poor's® and S&P® are registered trademarks of Standard & Poor's Financial Services LLC (S&P); Dow Jones® is a registered trademark of Dow Jones Trademark Holdings LLC (Dow Jones); and these trademarks have been licensed for use by SPDJI and sublicensed for certain purposes by the licensee. S&P®, S&P GSCI® and the Index are trademarks of S&P and have been licensed for use by SPDJI and its affiliates and sublicensed for certain purposes by the licensee. The Index is not owned, endorsed, or approved by or associated with any additional third party. The licensee's products are not sponsored, endorsed, sold or promoted by SPDJI, Dow Jones, S&P, their respective affiliates, or their third party licensors, and none of these parties or their respective affiliates or third party licensors make any representation regarding the advisability of investing in such products, nor do they have liability for any errors, omissions, or interruptions of the Index®.

Feeder funds

This fund operates under a master-feeder structure. The fund invests all its assets in a separate mutual fund (the master fund) that, in turn, purchases investment securities. Funds of this nature may be more expensive than other investment options. Performance, if shown, is from the inception date of each master fund that was purchased by the applicable LVIP American Fund (i.e., the feeder fund in the master-feeder fund structure). Performance information shown is that of each master fund, as adjusted for the feeder fund expenses, including the fees and expenses of the Service Class II shares and product fees. The performance information shown is not the feeder fund's own performance, and it should not be considered as indicative of past or future performance or as a substitute for the fund's performance.

Multimanager

For those funds that employ a multimanager structure, the fund's advisor is responsible for overseeing the subadvisors. While the investment styles employed by the fund's subadvisors are intended to be complementary, they may not, in fact, be complementary. A multimanager approach may result in more exposure to certain types of securities risks and in higher portfolio turnover.

Commodities

Exposure to the commodities markets may subject the fund to greater volatility than investments in traditional securities, particularly if the investments involve leverage. This fund will typically seek to gain exposure to the commodities markets by investing in commodity-linked derivative instruments, swap transactions, or index- and commodity-linked "structured" notes. These instruments may subject the fund to greater volatility than investments in traditional securities. A commodities fund may be non-diversified, which means it may incur greater risk by concentrating its assets in a smaller number of issuers than a diversified fund.

Ultrashort bond funds

During periods of extremely low short-term interest rates, the fund may not be able to maintain a positive yield and, given a historically low interest rate environment, may experience risks associated with rising rates.

Collective trusts

Collective trusts are non-deposit investment products, which are not bank deposits or obligations, are not guaranteed by any bank, and are not insured or guaranteed by the FDIC, the Federal Reserve Board, or any other government agency.

Exchange-traded funds

Exchange-traded funds (ETFs) in this lineup are available through collective trusts or mutual funds. Investors cannot invest directly in an ETF.

Target-date funds

The target date is the approximate date when investors plan to retire or start withdrawing their money. Some target-date funds make no changes in asset allocation after the target date is reached; other target-date funds continue to make asset allocation changes following the target date. (See the prospectus for the fund's allocation strategy.) The principal value is not guaranteed at any time, including at the target date. An asset allocation strategy does not guarantee performance or protect against investment losses. A "fund of funds" may be more expensive than other types of investment options because it has additional levels of expenses.

MSCI

The fund described herein is indexed to an MSCI® index. It is not sponsored, endorsed, or promoted by MSCI®, and MSCI® bears no liability with respect to any such fund or to an index on which a fund is based. The prospectus and statement of additional information contain a more detailed description of the limited relationship MSCI® has with Lincoln Investment Advisors Corporation and any related funds.

Floating rate funds

Floating rate funds should not be considered alternatives to CDs or money market funds and should not be considered as cash alternatives.

Macquarie Investment Management

Investments in Delaware VIP Series, Delaware Funds, LVIP Delaware Funds or Lincoln Life accounts managed by Macquarie Investment Management Advisers, a series of Macquarie Investments Management Business Trust, are not and will not be deposits with or liabilities of Macquarie Bank Limited ABN 46008 583 542 and its holding companies, including their subsidiaries or related companies, and are subject to investment risk, including possible delays in prepayment and loss of income and capital invested. No Macquarie Group company guarantees or will guarantee the performance of the series or funds or accounts, the repayment of capital from the series or funds or account, or any particular rate of return.

Risk management strategy

The fund's risk management strategy is not a guarantee, and the fund's shareholders may experience losses. The fund employs hedging strategies designed to provide downside protection during sharp downward movements in equity markets. The use of these hedging strategies may limit the upside participation of the fund in rising equity markets relative to other unhedged funds, and the effectiveness of such strategies may be impacted during periods of rapid or extreme market events.

Managed volatility strategy

The fund's managed volatility strategy is not a guarantee, and the fund's shareholders may experience losses. The fund employs hedging strategies designed to reduce overall portfolio volatility. The use of these hedging strategies may limit the upside participation of the fund in rising equity markets relative to unhedged funds, and the effectiveness of such strategies may be impacted during periods of rapid or extreme market events.

Alternative funds

Certain funds (sometimes called "alternative funds") expect to invest in (or may invest in some) positions that emphasize alternative investment strategies and/or nontraditional asset classes and, as a result, are subject to the risk factors of those asset classes and/or investment strategies. Some of those risks may include general economic risk, geopolitical risk, commodity-price volatility, counterparty and settlement risk, currency risk, derivatives risk, emerging markets risk, foreign securities risk, high-yield bond exposure, index investing risk, exchange-traded notes risk, industry concentration risk, leveraging risk, real estate investment risk, master limited partnership risk, master limited partnership tax risk, energy infrastructure companies risk, sector risk, short sale risk, direct investment risk, hard assets sector risk, active trading and "overlay" risks, event-driven investing risk, global macro strategies risk, temporary defensive positions and large cash positions. If you are considering investing in alternative investment funds, you should ensure that you understand the complex investment strategies sometimes employed and be prepared to tolerate the risks of such asset classes. For a complete list of risks, as well as a discussion of risk and investment strategies, please refer to the fund's prospectus. The fund may invest in derivatives, including futures, options, forwards and swaps. Investments in derivatives may cause the fund's losses to be greater than if it invested only in conventional securities and can cause the fund to be more volatile. Derivatives involve risks different from, or possibly greater than, the risks associated with other investments. The fund's use of derivatives may cause the fund's

investment returns to be impacted by the performance of securities the fund does not own and may result in the fund's total investment exposure exceeding the value of its portfolio.

Dow Jones

Dow Jones is a registered trademark of Dow Jones Trademark Holdings LLC (Dow Jones). The trademark has been licensed to S&P Dow Jones Indices LLC and has been sublicensed for use for certain purposes by First Trust Advisors L.P. The product is not sponsored, endorsed, sold or promoted by Standard & Poor's, and Standard & Poor's makes no representation regarding the advisability of purchasing the product.

S&P EWI

Standard & Poor's®, "S&P®," "Standard & Poor's Equal Weight Index," "S&P EWI," "S&P 500®," "Standard & Poor's 500" and "500" are trademarks of The McGraw-Hill Companies, Inc. and have been licensed for use by the Invesco V.I. Equally-Weighted S&P 500 Fund. The fund is not sponsored, endorsed, sold or promoted by S&P, and S&P makes no representation regarding the advisability of investing in the fund.

Manager of managers funds

Subject to approval of the fund's board, Lincoln Investment Advisors Corporation (LIAC) has the right to engage or terminate a subadvisor at any time, without a shareholder vote, based on an exemptive order from the Securities and Exchange Commission. LIAC is responsible for overseeing all subadvisors for funds relying on this exemptive order.

Private equity

The fund is subject to certain underlying risks that affect the listed private equity companies in which the fund invests. These underlying risks may include, but are not limited to, additional liquidity risk, industry risk, non-U.S. security risk, currency risk, valuation risk, credit risk, managed portfolio risk and derivatives risk. There are inherent risks in investing in private equity companies, as little public information generally exists for private and thinly traded companies, and there is a risk that investors may not be able to make fully informed investment decisions. Listed private equity companies may have relatively concentrated portfolios, which may lead to more volatility. Certain fund investments may be exposed to liquidity risk due to low trading volume, lack of a market maker or legal restrictions limiting the availability of the fund to sell particular securities at any given price and/or time. As a result, these securities may be more difficult to value.

YourPath®

The target date is the approximate date when investors plan to retire or start withdrawing their money. These target-date collective investment trusts may continue to make asset allocation changes following the target date. (See the fact sheets for the allocation strategy.) The principal value is not guaranteed at any time, including at the target date. A group annuity contract issued by The Lincoln National Life Insurance Company provides the stable value option in the collective trust. An asset allocation strategy does not guarantee performance or protect against investment losses. A target date collective trust may be more expensive than other types of investment options because it has additional levels of expenses. Collective trusts are non-deposit investment products, which are not bank deposits or obligations, are not guaranteed by any bank, and are not insured or guaranteed by the FDIC, the Federal Reserve Board or any other government agency.

Capital strength

NASDAQ® and The Capital Strength IndexSM are registered trademarks of NASDAQ, Inc. (collectively with its affiliates "NASDAQ"). The trademarks have been licensed for use for certain purposes by First Trust Advisors L.P. and First Trust Capital Strength Portfolio. The portfolio is not sponsored, endorsed, sold or promoted by NASDAQ, and NASDAQ makes no representation regarding the advisability of purchasing the portfolio.

International developed capital strength

NASDAQ® and The International Developed Capital Strength IndexSM are registered trademarks of NASDAQ, Inc. (collectively with its affiliates "NASDAQ"). The trademarks have been licensed for use for certain purposes by First Trust Advisors L.P. and First Trust International Developed Capital Strength Portfolio. The portfolio is not sponsored, endorsed, sold or promoted by NASDAQ, and NASDAQ makes no representation regarding the advisability of purchasing the portfolio.



Prince William County Schools Supplemental Retirement Plan
Request for a Contract Exchange
Plan Information
PWC-001
PLEASE PRINT CLEARLY

Your contract exchange will be deposited into the investment elections you have on file. If you do not have investment elections on file, your contract exchange will be deposited into the default investment designated by your employer.

Step A: Participant Information

Information provided on this form will be used exclusively for administering your account and sending financial documents and information related to your plan.

Name: First Middle Last Suffix (i.e., Jr., Sr.) SSN#: - -

Address: Street City State ZIP

Birth Date: Married Male Daytime Phone:

Date of hire: Not married Female Evening Phone:

Email address:

I elect to receive prospectuses, supplements and shareholder reports related to my account electronically. Notices will be provided to my email address above. If the email address I provide is not valid, or if I do not provide an email address, I will receive such documents in paper form by U.S. mail. I may also request documents in paper form at no charge by calling 800-234-3500, or change my delivery preference at LincolnFinancial.com.

Step B: Your current provider (Complete all of Step B)

My current 403(b) account that I would like to transfer over my money from is with (check one): Lincoln Other

Current/former employer's name: Daytime Phone:

Previous Account Number(s):

Name of annuity provider, custodian or trustee:

Contact person:

Daytime Phone: Email address:

Address: Street City State ZIP

NOTE: The contract exchange rules state that a full or partial transfer out of a 403(b) annuity or custodial account is a non-taxable event only if the transfer is made to another 403(b) account subject to the same or more stringent distribution restrictions.

Step C: How much do you want to transfer

Please transfer the amount listed below to Lincoln Financial Group Trust Company, Inc. as successor custodian.

Select one: Complete - Liquidate all of the above referenced account and transfer the assets.

Partial - Liquidate assets totaling \$ and transfer the assets.

NOTE: If you are currently receiving Required Minimum Distributions (RMDs) from your current provider, please contact Customer Service at 800-234-3500 to establish your ongoing RMD under the Lincoln Alliance program.

Step D: Break down the amount of the transfer from the existing plan provider

The existing plan provider must complete this section. Dollar amounts must be provided.

*If Other Employer contributions are entered please indicate name of money type .

**Roth contributions. Provide the year that the first contribution was made: .

***After-Tax contributions (excluding Roth).

Continue on the next page for Step D: Break down the amount of the transfer from the existing plan provider

Step D: Break down the amount of the transfer from the existing plan provider *continued*

The check must be accompanied by information that reflects any grandfathered balances for withdrawal restrictions. Missing source information may delay processing your transaction and Lincoln may treat monies being transferred as elective deferral amounts which could limit the amount available for future distributions. Provide appropriate amounts in the boxes below:

	Employer			Employee		
	Matching	Non-Matching	*Other	Pre-Tax	**Roth	***After-Tax
403(b)(1) annuity contract						
Account balances as of 12/31/86	\$	\$	\$	\$		\$
Account balances as of 12/31/88	\$	\$	\$	\$		\$
Post-1998 salary reduction contributions	\$	\$	\$	\$	\$	\$
403(b)(7) custodial contract						
Account balances as of 12/31/86	\$	\$	\$	\$		\$
Account balances as of 12/31/88	\$	\$	\$	\$		\$
Post-1998 salary reduction contributions	\$	\$	\$	\$	\$	\$
Total transfer breakdown	\$	\$	\$	\$	\$	\$

Step E: Signatures**Participant****Information about the timing of your transfer**

- Use this form to request a Contract Exchange of your 403(b) annuity or custodial account assets to the 403(b)(7) custodial account in the *Lincoln Alliance*[®] program. Throughout this form, the term "transfer" is used to describe the tax-free total or partial exchange of one account for another based on the final 403(b) regulations published on July 26, 2007.
- Transfers from a Lincoln Financial Group (Lincoln)¹ annuity contract to the investment options offered through the *Lincoln Alliance*[®] program are liquidated on the date of receipt at Lincoln. Once Lincoln prices a redemption request, it may take an additional 3-5 business days to apply the investment options you have selected. During this process, your assets will not be subject to market gains or losses until the transfer is complete. You will receive a confirmation notice when your transfer has been processed out of your annuity contract and again when it has been processed into the fund selection offered through the *Lincoln Alliance*[®] program.
- Circumstances such as incomplete forms, trading deadlines or unusually high volumes may result in additional time to process your transfer.
- For questions regarding transfers from non-Lincoln contracts, contact your previous provider.

¹ Affiliates of Lincoln National Corporation include The Lincoln National Life Insurance Company, Lincoln Life & Annuity Company of New York and Lincoln Retirement Services Company, LLC, separately and collectively referred to as ("Lincoln"). Lincoln Financial Group is the marketing name for Lincoln National Corporation and its affiliates. Affiliates are separately responsible for their own financial and contractual obligations.

By signing below, I certify that:

- **Residents of all states except Alabama, Arkansas, California, Colorado, District of Columbia, Florida, Kansas, Kentucky, Louisiana, Maine, Maryland, New Jersey, New Mexico, New York, Ohio, Oklahoma, Oregon, Pennsylvania, Rhode Island, Tennessee, Vermont, Virginia and Washington, please note:** Any person who knowingly, and with intent to defraud any insurance company or other person, files or submits an application or statement of claim containing any materially false or deceptive information, or conceals, for the purpose of misleading, information concerning any fact material thereto, commits a fraudulent insurance act, which is a crime and may subject such person to criminal and civil penalties.
- **For Alabama residents only:** Any person who knowingly presents a false or fraudulent claim for payment of a loss or benefit or who knowingly presents false information in an application for insurance is guilty of a crime and may be subject to restitution fines or confinement in prison, or any combination thereof.
- **For Arkansas, Louisiana, and Rhode Island residents only:** Any person who knowingly presents a false or fraudulent claim for payment of a loss or benefit or knowingly presents false information in an application for insurance is guilty of a crime and may be subject to fines and confinement in prison.
- **For California residents only:** Any person who knowingly presents false or fraudulent information to obtain or amend insurance coverage or to make a claim for the payment of a loss is guilty of a crime and may be subject to fines and confinement in state prison.
- **For Colorado, Kentucky, Maine, and Tennessee residents only:** Any person who, knowingly and with intent to injure, defraud or deceive any insurance company or other person, files an application for insurance or statement of claim containing any materially false information or conceals for the purpose of misleading, information concerning any fact material thereto commits a fraudulent insurance act, which is a crime and may subject such person to criminal and civil penalties, fines, imprisonment, or a denial of insurance benefits.
- **For District of Columbia residents only:** WARNING: it is a crime to provide false or misleading information to an insurer for the purpose of defrauding the insurer or any other person. Penalties include imprisonment and/or fines. In addition, an insurer may deny insurance benefits if false information materially related to a claim was provided by the applicant.
- **For Florida residents only:** Any person who knowingly and with intent to injure, defraud, or deceive any insurer files a statement of claim or an application containing any false, incomplete, or misleading information is guilty of a felony of the third degree.
- **For Kansas residents only:** Any person who knowingly, and with intent to defraud any insurance company or other person, files or submits an application or statement of claim containing any materially false or deceptive information, or conceals, for the purpose of misleading, information concerning any fact material thereto, may be guilty of fraud as determined by a court of law.
- **For Maryland residents only:** Any person who knowingly or willfully presents a false or fraudulent claim for payment of a loss or benefit or who knowingly or willfully presents false information in an application for insurance is guilty of a crime and may be subject to fines and confinement in prison.
- **For New Jersey residents only:** Any person who includes any false or misleading information on an application for an insurance policy is subject to criminal and civil penalties.
- **For New Mexico residents only:** Any person who knowingly presents a false or fraudulent claim for payment of a loss or benefit or knowingly presents false information in an application for insurance is guilty of a crime and may be subject to civil fines and criminal penalties.

Continue on the next page for **Step E: Signatures**

Step E: Signatures *continued*

- **For New York residents only:** Any person who knowingly and with intent to defraud any insurance company or other person files an application for insurance or statement of claim containing any materially false information, or conceals for the purpose of misleading, information concerning any fact material thereto, commits a fraudulent insurance act, which is a crime and shall also be subject to civil penalty not to exceed five thousand dollars and the stated value of the claim for each such violation.
- **For Ohio residents only:** Any person who, with intent to defraud or knowing that he is facilitating a fraud against an insurer, submits an application or files a claim containing a false or deceptive statement is guilty of insurance fraud.
- **For Oklahoma residents only:** WARNING: Any person who knowingly, and with intent to injure, defraud or deceive any insurer, makes any claim for the proceeds of an insurance policy containing any false, incomplete or misleading information is guilty of a felony.
- **For Oregon residents only:** Any person who knowingly, and with intent to defraud any insurance company or other person, files or submits an application or statement of claim containing any materially false or deceptive information, or conceals, for the purpose of misleading, information concerning any fact material thereto, may commit a fraudulent insurance act, which may be a crime and may be subject such person to criminal and civil penalties.
- **For Pennsylvania residents only:** Any person who knowingly and with intent to defraud any insurance company or other person files an application for insurance or statement of claim containing any materially false information or conceals for the purpose of misleading, information concerning any fact material thereto commits a fraudulent insurance act, which is a crime and subjects such person to criminal and civil penalties.
- **For Vermont residents only:** Any person who knowingly presents a false statement in an application for insurance may be guilty of a criminal offense and subject to penalties under state law.
- **For Virginia residents only:** Any person who, with the intent to defraud or knowing that he is facilitating a fraud against an insurer, submits an application or files a claim containing a false or deceptive statement may have violated the state law.
- **For Washington residents only:** It is a crime to knowingly provide false, incomplete, or misleading information to an insurance company for the purpose of defrauding the company. Penalties include imprisonment, fines, and denial of insurance benefits.
- If my employer is currently sending contributions to Lincoln or if an Information Sharing Agreement is in place, Lincoln will accept contract exchanges without delay.
- If my employer is not currently sending contributions to Lincoln, Lincoln will hold the exchange and forward an Information Sharing Agreement to the employer that I identify.
- I should contact my employer to determine if Lincoln is an approved vendor or if an Information Sharing Agreement has been completed. If not, I will need to consider another contract exchange to a 403(b) provider approved by my employer or a direct rollover to an IRA or another retirement plan if I am eligible.
- I verify that this transfer contains only dollars from another 403(b) annuity contract or custodian account.
- I have read the above information and authorize the transfer solely for my benefit.
- I also understand that my participation, including my transfer and any associated earnings, will be governed by the provisions contained in the retirement plan.
- My investment choices are my own, and they were not recommended to me by the Lincoln Financial Group or any organizations affiliated with the *Lincoln Alliance*® program.
- I understand that I can make changes to my investment options at LincolnFinancial.com or by calling the *Lincoln Alliance*® program Customer Contact Center at 800-234-3500.

Your Signature

Date

Retirement Consultant name:

Agent Code (if any)

Trustee Acceptance

Be advised that the Lincoln Financial Group Trust Company, Inc. is acting as trustee/custodian and is willing to accept the proceeds from the above-referenced plan or account into the trust/custodial account, in the *Lincoln Alliance*® program.

Return this form to:

Your employer's Human Resources department

Instructions for former provider

Please make check payable to:

Lincoln Financial Group Trust Company, Inc.

For the benefit of:

Participant Name/SSN

Please mail check to:

Prince William County Schools

Lincoln Retirement Services Company, LLC

P.O. Box 7876

Fort Wayne, IN 46801-7876

Important Information

Mutual funds in the *Lincoln Alliance*[®] program are sold by prospectus. An investor should consider carefully the investment objectives, risks, and charges and expenses of the investment company before investing. The prospectus and, if available, the summary prospectus contain this and other important information and should be read carefully before investing or sending money. Investment values will fluctuate with changes in market conditions so that, upon withdrawal, your investment may be worth more or less than the amount originally invested. Prospectuses for any of the mutual funds in the *Lincoln Alliance*[®] program are available at 800-234-3500.

The program includes certain services provided by Lincoln Retirement Services Company, LLC and Lincoln Financial Group Trust Company, Inc. with wholesale marketing and distribution services provided by Lincoln Financial Distributors, Inc. (LFD), a wholesale broker-dealer (member FINRA). All entities listed are affiliates of Lincoln Financial Group, the marketing name for Lincoln National Corporation. Unaffiliated broker-dealers also may provide services to customers. Account values are subject to fluctuation, including loss of principal.

Lincoln Financial Group Trust Company, Inc. (a New Hampshire company) is a wholly owned subsidiary of Lincoln Retirement Services Company, LLC.

Affiliates of Lincoln National Corporation include, but are not limited to, The Lincoln National Life Insurance Company, Lincoln Life & Annuity Company of New York, Lincoln Retirement Services Company, LLC, and Lincoln Financial Distributors, Inc., herein separately and collectively referred to as ("Lincoln").

Lincoln Financial Group is the marketing name for Lincoln National Corporation and its affiliates. Affiliates are separately responsible for their own financial and contractual obligations.



Prince William County Schools Supplemental Retirement Plan
Request for a Rollover
Plan Information PWC-001
PLEASE PRINT CLEARLY

Carefully read the rollover notice you received from your distributing plan before you complete the following sections on the Request for a Rollover. The choices you make will affect the taxes you owe.
Your rollover will be deposited into the investment elections you have on file. If you do not have investment elections on file, your rollover will be deposited into the default option designated by your employer.

Step A: Participant Information

Information provided on this form will be used exclusively for administering your account and sending financial documents and information related to your plan.

Name: First Middle Last Suffix (i.e., Jr., Sr.) SSN#

Address: Street City State ZIP

Birth Date: Married Male Daytime Phone:

Date of hire: Not married Female Evening Phone:

E-mail address:

I elect to receive account statements, prospectuses, supplements and shareholder reports related to my account electronically. Notices will be provided to my email address above. If the email address I provide is not valid, or if I do not provide an email address, I will receive such documents in paper form by U.S. mail. I may also request documents in paper form at no charge by calling 800-234-3500, or change my delivery preference at LincolnFinancial.com.

Step B: What was your former plan (Complete all of Step B)

Amount of rollover: \$ or %

I am requesting a rollover of my existing:

- Pretax contributions from a 401(a)
Roth contributions from a 401(k)
Pretax contributions from a 401(k)
Roth contributions from a 403(b)
Pretax contributions from a 403(b)
Roth contributions from a 457(b) Gov
Pretax contributions from a 457(b) Gov
Pretax contributions from an IRA

If your rollover includes Roth contributions, indicate total Roth contributions \$ and earnings \$

Year of first contribution

Note: After-tax rollovers are not allowed for this plan.

My current account is with (check one): Lincoln Other

Former employer's name: Daytime Phone:

Previous Account Number(s):

Name of annuity provider, custodian or trustee:

Contact person:

Daytime Phone: E-mail address:

Address: Street City State ZIP

You must provide one of the following forms of documentation in order to process your rollover:

- Copy of most recent statement from the prior plan
(Documentation must clearly confirm type of plan, i.e., 401(k), 403(b), 457(b) governmental plan or IRA)

Request for a Rollover

PWC-001

- Letter from prior plan sponsor indicating the type of plan where rollover originated
- Copy of prior plan sponsor's IRS determination letter

Failure to provide one of the above forms of supporting information will delay the processing of your rollover request until such supporting information is received.

Step C: Signatures

Participant

By signing below, I certify that:

- **Residents of all states except Alabama, Arkansas, California, Colorado, District of Columbia, Florida, Kansas, Kentucky, Louisiana, Maine, Maryland, New Jersey, New Mexico, New York, Ohio, Oklahoma, Oregon, Pennsylvania, Rhode Island, Tennessee, Vermont, Virginia and Washington, please note:** Any person who knowingly, and with intent to defraud any insurance company or other person, files or submits an application or statement of claim containing any materially false or deceptive information, or conceals, for the purpose of misleading, information concerning any fact material thereto, commits a fraudulent insurance act, which is a crime and may subject such person to criminal and civil penalties.
- **For Alabama residents only:** Any person who knowingly presents a false or fraudulent claim for payment of a loss or benefit or who knowingly presents false information in an application for insurance is guilty of a crime and may be subject to restitution fines or confinement in prison, or any combination thereof.
- **For Arkansas, Louisiana, and Rhode Island residents only:** Any person who knowingly presents a false or fraudulent claim for payment of a loss or benefit or knowingly presents false information in an application for insurance is guilty of a crime and may be subject to fines and confinement in prison.
- **For California residents only:** Any person who knowingly presents false or fraudulent information to obtain or amend insurance coverage or to make a claim for the payment of a loss is guilty of a crime and may be subject to fines and confinement in state prison.
- **For Colorado, Kentucky, Maine, and Tennessee residents only:** Any person who, knowingly and with intent to injure, defraud or deceive any insurance company or other person, files an application for insurance or statement of claim containing any materially false information or conceals for the purpose of misleading, information concerning any fact material thereto commits a fraudulent insurance act, which is a crime and may subject such person to criminal and civil penalties, fines, imprisonment, or a denial of insurance benefits.
- **For District of Columbia residents only:** WARNING: it is a crime to provide false or misleading information to an insurer for the purpose of defrauding the insurer or any other person. Penalties include imprisonment and/or fines. In addition, an insurer may deny insurance benefits if false information materially related to a claim was provided by the applicant.
- **For Florida residents only:** Any person who knowingly and with intent to injure, defraud, or deceive any insurer files a statement of claim or an application containing any false, incomplete, or misleading information is guilty of a felony of the third degree.
- **For Kansas residents only:** Any person who knowingly, and with intent to defraud any insurance company or other person, files or submits an application or statement of claim containing any materially false or deceptive information, or conceals, for the purpose of misleading, information concerning any fact material thereto, may be guilty of fraud as determined by a court of law.
- **For Maryland residents only:** Any person who knowingly or willfully presents a false or fraudulent claim for payment of a loss or benefit or who knowingly or willfully presents false information in an application for insurance is guilty of a crime and may be subject to fines and confinement in prison.
- **For New Jersey residents only:** Any person who includes any false or misleading information on an application for an insurance policy is subject to criminal and civil penalties.
- **For New Mexico residents only:** Any person who knowingly presents a false or fraudulent claim for payment of a loss or benefit or knowingly presents false information in an application for insurance is guilty of a crime and may be subject to civil fines and criminal penalties.
- **For New York residents only:** Any person who knowingly and with intent to defraud any insurance company or other person files an application for insurance or statement of claim containing any materially false information, or conceals for the purpose of misleading, information concerning any fact material thereto, commits a fraudulent insurance act, which is a crime and shall also be subject to civil penalty not to exceed five thousand dollars and the stated value of the claim for each such violation.
- **For Ohio residents only:** Any person who, with intent to defraud or knowing that he is facilitating a fraud against an insurer, submits an application or files a claim containing a false or deceptive statement is guilty of insurance fraud.
- **For Oklahoma residents only:** WARNING: Any person who knowingly, and with intent to injure, defraud or deceive any insurer, makes any claim for the proceeds of an insurance policy containing any false, incomplete or misleading information is guilty of a felony.
- **For Oregon residents only:** Any person who knowingly, and with intent to defraud any insurance company or other person, files or submits an application or statement of claim containing any materially false or deceptive information, or conceals, for the purpose of misleading, information concerning any fact material thereto, may commit a fraudulent insurance act, which may be a crime and may be subject such person to criminal and civil penalties.
- **For Pennsylvania residents only:** Any person who knowingly and with intent to defraud any insurance company or other person files an application for insurance or statement of claim containing any materially false information or conceals for the purpose of misleading, information concerning any fact material thereto commits a fraudulent insurance act, which is a crime and subjects such person to criminal and civil penalties.
- **For Vermont residents only:** Any person who knowingly presents a false statement in an application for insurance may be guilty of a criminal offense and subject to penalties under state law.
- **For Virginia residents only:** Any person who, with the intent to defraud or knowing that he is facilitating a fraud against an insurer, submits an application or files a claim containing a false or deceptive statement may have violated the state law.
- **For Washington residents only:** It is a crime to knowingly provide false, incomplete, or misleading information to an insurance company for the purpose of defrauding the company. Penalties include imprisonment, fines, and denial of insurance benefits.
- I have read, understand and agree to the terms on this form, the disclosures outlined and the distribution restrictions contained in the enrollment booklet.
- This transaction contains only eligible rollover dollars.
- I have read and understand the rollover notice I received from my distributing plan.
- I request to have this transaction processed immediately. I understand that my participation, including my rollover contribution and any associated earnings, will be governed by the provisions contained in the receiving retirement plan.
- This rollover was transferred within 60 days after I received such payment, if applicable.
- My investment choices are my own, and they were not recommended to me by the Lincoln Financial Group or any organizations affiliated with the *Lincoln Alliance*® program.
- I understand that I can make changes to my investment options at LincolnFinancial.com or by calling the *Lincoln Alliance*® program Customer Contact Center at 800-234-3500.

Your Signature

Date

Retirement Consultant name:

Agent Code (if any)

Trustee Acceptance

Be advised that the Lincoln Financial Group Trust Company, Inc. is acting as trustee/custodian and is willing to accept the proceeds from the above-referenced plan or account into the trust/custodial account, in the *Lincoln Alliance*[®] program.

Return this form to:

Prince William County Schools
c/o Lincoln Retirement Services Company, LLC
P.O. Box 7876
Fort Wayne, IN 46801-7876

Instructions for former provider

Please make check payable to:
Lincoln Financial Group Trust Company, Inc.
For the benefit of: Participant Name/SSN

Please mail check to:
Prince William County Schools
c/o Lincoln Retirement Services Company, LLC
P.O. Box 7876
Fort Wayne, IN 46801-7876

Important Information

Mutual funds in the *Lincoln Alliance*[®] program are sold by prospectus. An investor should consider carefully the investment objectives, risks, and charges and expenses of the investment company before investing. The prospectus and, if available, the summary prospectus contain this and other important information and should be read carefully before investing or sending money. Investment values will fluctuate with changes in market conditions so that, upon withdrawal, your investment may be worth more or less than the amount originally invested. Prospectuses for any of the mutual funds in the *Lincoln Alliance*[®] program are available at 800-234-3500.

The program includes certain services provided by Lincoln Retirement Services Company, LLC and Lincoln Financial Group Trust Company, Inc. with wholesale marketing and distribution services provided by Lincoln Financial Distributors, Inc. (LFD), a wholesale broker-dealer (member FINRA). All entities listed are affiliates of Lincoln Financial Group, the marketing name for Lincoln National Corporation. Unaffiliated broker-dealers also may provide services to customers. Account values are subject to fluctuation, including loss of principal.

Lincoln Financial Group Trust Company, Inc. (a New Hampshire company) is a wholly owned subsidiary of Lincoln Retirement Services Company, LLC.

Affiliates of Lincoln National Corporation include, but are not limited to, The Lincoln National Life Insurance Company, Lincoln Life & Annuity Company of New York, Lincoln Retirement Services Company, LLC, and Lincoln Financial Distributors, Inc., herein separately and collectively referred to as ("Lincoln").

Lincoln Financial Group is the marketing name for Lincoln National Corporation and its affiliates. Affiliates are separately responsible for their own financial and contractual obligations.

What Does Lincoln Financial Group Do with Your Personal Information?

The Lincoln Financial Group companies* are committed to protecting your privacy. To provide the products and services you expect from a financial services leader, we must collect personal information about you. This Notice describes our current privacy practices. While your relationship with us continues, we will update and send our Privacy Practices Notice as required by law. Even after that relationship ends, we will continue to protect your personal information. You do not need to take any action because of this Notice, but you do have certain rights as described below.

We are committed to the responsible use of information and protecting individual privacy rights. As such, we look to leading data protection standards to guide our privacy program. These standards include collecting data through fair and lawful means, such as obtaining your consent when appropriate.

Financial companies choose how they share your personal information. Federal and state law gives consumers the right to limit some but not all sharing. Federal law also requires us to tell you how we collect, share, and protect your personal information. Please read this carefully to understand what we do.

Information We May Collect and Use

We collect personal information about you:

- to help us identify you as a consumer, our customer or our former customer;
- to process your requests and transactions;
- to offer investment, insurance, retirement and other financial services to you;
- to pay your claim;
- to analyze in order to enhance our products and services;
- to tell you about our products or services we believe you may want and use; and
- as otherwise permitted by law.

The types of personal information we collect depend on your relationship and on the products or services you request and may include the following:

- **Information from you:** When you submit your application or other forms, you give us information such as your name; address; Social Security number; your financial health; and employment history. We may also collect voice recordings or biometric data for use in accordance with applicable law.
- **Information about your transactions:** We maintain information about your transactions with us, such as the products you buy from us; the amount you paid for those products; your account balances; payment details; and your payment and claims history.
- **Information from outside our family of companies:** If you are applying for or purchasing insurance products, we may collect information from consumer reporting agencies, such as your credit history; credit scores; and driving and employment records. With your authorization, we may also collect information (such as medical information, retirement information, and information related to Social Security benefits), from other individuals or businesses.
- **Information from your employer:** If your employer applies for or purchases group products from us, we may obtain information about you from your employer or group representative to enroll you in the plan.

When you are no longer our customer, we continue to share your information as described in this notice.

How We Share and Use Your Personal Information

We may share your personal information within our companies and with certain service providers. They may use this information:

- to process transactions you, your employer, or your group representative have requested;
- to provide customer service;
- to analyze in order to evaluate or enhance our products and services;
- to gain customer insight; to provide education and training to our workforce and customers; and/or
- to inform you of products or services we offer that you may find useful.

Our service providers may or may not be affiliated with us. Affiliates are companies related by common ownership or control. Nonaffiliates are companies not related by common ownership or control. They include:

- Financial service providers: third party administrators; broker-dealers; insurance agents and brokers; registered representatives; reinsurers and other financial services companies with which we have joint marketing agreements. A joint marketing agreement is a formal agreement between nonaffiliated financial companies that together market financial products or services to you. Our joint marketing partners include, but are not limited to, insurance providers and financial technology solutions.
- Non-financial companies and individuals: consultants; vendors; and companies that perform marketing services on our behalf.

Information we obtain from a report prepared by a service provider may be kept by the service provider and shared with other persons; however, we require our service providers to protect your personal information and to use or disclose it only for the work they are performing for us, or as permitted by law. We may execute agreements with our service providers that permit the service provider to process your personal information outside of the United States, when not prohibited by our contracts and permitted by applicable law.

When you apply for one of our products:

- We may share information about your application with credit bureaus.
- We may provide information to group policy owners or their designees (for example, to your employer for employer-sponsored plans and their authorized service providers).
- We may provide information to regulatory authorities, law enforcement officials, and to other nonaffiliated or affiliated parties as permitted by law.
- In the event of a sale of all or part of our businesses, we may share customer information with the acquiror as part of the sale.
- **We do not sell or release your information to outside marketers who may want to offer you their own products and services unless we receive your express consent; nor do we release information we receive about you from a consumer reporting agency.**

All financial companies need to share customers' personal information to run their everyday business. In the section below, we list the reasons financial companies can share their customers' personal information; the reasons Lincoln chooses to share; and whether you can limit this sharing.

Reasons we can share your personal information	Does Lincoln share?	Can you limit this sharing?
For our everyday business purposes —such as to process your transactions, maintain your account(s), respond to court orders and legal investigations, or report to credit bureaus	Yes	No
For our marketing purposes —to offer our products and services to you	Yes	No
For joint marketing with other financial companies	Yes	No
For our affiliates' everyday business purposes —information about your transactions and experiences	Yes	No
For our affiliates' everyday business purposes —information about your creditworthiness	No	We Don't Share
For our affiliates to market to you	No	We Don't Share
For nonaffiliates to market to you	Yes	Yes (We don't share unless we receive your express consent)

Federal law gives you the right to limit only:

- sharing for our affiliates' everyday business purposes – information about your creditworthiness;
- sharing for our affiliates to market to you; and
- sharing for nonaffiliates to market to you.

State laws and individual companies may give you additional rights to limit sharing. California residents can review our California Privacy Notice located at <https://www.lincolnfinancial.com/public/general/privacy/californiaprivacynotice>.

Security of Information

We have an important responsibility to keep your information safe. We use safeguards to protect your information from unauthorized disclosure. To protect your personal information from unauthorized access and use, we use security measures that comply with federal law. These measures include computer safeguards and secured files and buildings. Our employees are authorized to access your information only when they need it to perform their job responsibilities. Employees who have access to your personal information are required to keep it confidential. Employees are required to complete privacy training annually.

Your Rights Regarding Your Personal Information

This Privacy Notice describes how you can exercise your rights regarding your personal information. Lincoln complies with all applicable laws and regulations regarding the provision of personal information. The rights provided to you in this Privacy Notice will be administered in accordance with your state's specific laws and regulations.

Access to personal information: You must submit a written request to receive a copy of your personal information. You may see your personal information in person, or you may ask us to send you a copy of your personal information by mail or electronically, whichever you prefer. We will need to verify your identity before we process the request. Within 30 business days of receiving your request, we will, depending on the specific request you make, (1) inform you of the nature and substance of the recorded personal information we have about you; (2) permit you to obtain a copy of your personal information; and (3) provide the identity (if recorded) of persons to whom we disclosed your personal information within two years prior to the request (if this information is not recorded, we will provide you with the names of those insurance institutions, agents, insurance support organizations or other persons to whom such information is normally disclosed). If you request a copy of your information by mail, we may charge you a fee for copying and mailing costs.

Changes to personal information: If you believe that your personal information is inaccurate or incomplete, you may ask us to correct, amend, or delete the information. Your request must be in writing and must include the reason you are requesting the change. We will respond within 30 business days from the date we receive your request.

If we make changes to your records as a result of your request, we will notify you in writing and we will send the updated information, at your request, to any person who may have received your personal information within the past two years. We will also send the updated information to any insurance support organization that gave us the information and any insurance support organization that systematically received personal information from us within the prior 7 years unless that support organization no longer maintains your personal information.

If we deny your request to correct, amend, or delete your information, we will provide you with the reasons for the denial. You may write to us and concisely describe what you believe our records should say and why you disagree with our denial of your request to correct, amend, or delete that information. We will file this communication from you with the disputed information, identify the disputed information if it is disclosed, and provide notice of the disagreement to the recipients and in the manner described in the paragraph above.

Basis for adverse underwriting decision: You may ask in writing for the specific reasons for an adverse underwriting decision. An adverse underwriting decision is where we decline your application for insurance, offer to insure you at a higher than standard rate, or terminate your coverage.

Your state may provide for additional privacy protections under applicable laws. We will protect your information in accordance with these additional protections.

If you would like to exercise your rights regarding your personal information, please provide your full name, address and telephone number and either email your inquiry to our Data Subject Access Request Team at DSAR@lfg.com or mail to: Lincoln Financial Group, Attn: Corporate Privacy Office, 1301 South Harrison St., Fort Wayne, IN 46802. **The DSAR@lfg.com email address should only be used for inquiries related to this Privacy Notice.**

For general account service requests or inquiries unrelated to this Privacy Notice, please call 1-877-ASK-LINC.

*This information applies to the following Lincoln Financial Group companies:

First Penn-Pacific Life Insurance Company
Lincoln Financial Distributors, Inc.
Lincoln Financial Group Trust Company, Inc.
Lincoln Financial Investments Corporation (formerly
Lincoln Investment Advisors Corporation)
Lincoln Life & Annuity Company of New York

Lincoln Life Assurance Company of Boston
Lincoln Retirement Services Company, LLC
Lincoln Variable Insurance Products Trust
The Lincoln National Life Insurance Company
Lincoln Financial Insurance Agency Incorporated

Risk assessment questionnaire

Lincoln Alliance[®] program

Investment mix guidelines

Determining the type of investor you are may help you create an asset allocation strategy that's right for you. This quiz was designed to help you estimate your investment risk tolerance based on your ability and willingness to assume certain investment risks.

Circle your answers. Then add up your score to find out what type of investor you may be. Consider examining your asset allocation once a year to see if it still fits your personal situation.

Risk tolerance questionnaire

Ability to take risk

1. My current age is:
 - a. Over 70 (1 point)
 - b. 60 to 70 (3 points)
 - c. 46 to 59 (7 points)
 - d. 45 or younger (10 points)
2. I plan to withdraw money from my retirement plan account in:
 - a. Less than 5 years (1 point)
 - b. 5 to 9 years (3 points)
 - c. 10 to 15 years (6 points)
 - d. More than 15 years (8 points)
3. I should have enough savings and stable/guaranteed income (that is, Social Security, pension, retirement plan, annuities) to maintain my planned standard of living in retirement:
 - a. Not confident (1 point)
 - b. Somewhat confident (2 points)
 - c. Confident (4 points)
 - d. Very Confident (6 points)

Willingness to take risk

4. The following statement best describes my willingness to take risk:
 - a. I'm more concerned with avoiding loss in my account value than with experiencing growth. (1 point)
 - b. I desire growth of my account value, but I'm more concerned with avoiding losses. (3 points)
 - c. I'm concerned with avoiding losses, but this is outweighed by my desire to achieve growth. (5 points)
 - d. To maximize the chance of experiencing high growth, I'm willing to accept losses. (7 points)
5. If I invested \$100,000 and my portfolio value decreased to \$70,000 in just a few months, I would:
 - a. Be very concerned and sell my investments (1 point)
 - b. Be somewhat concerned and consider allocating to lower risk investments (2 points)
 - c. Be unconcerned about the temporary fluctuations in my returns (4 points)
 - d. Invest more in my current portfolio (5 points)

The risk assessment questionnaire is provided for educational and/or informational purposes only and does not constitute investment advice.

6. My assets (excluding home and car) are invested in:

- a. I don't know how my assets are invested (1 point)
- b. My pension, certificates of deposit (CDs), annuities, IRA, and savings accounts (2 points)
- c. A mix of stocks and bonds, including mutual funds (3 points)
- d. Stocks or stock mutual funds (4 points)

Risk tolerance scoring Add up your total score from the six questions.	Score =
--	----------------

CONSERVATIVE 0 to 12 points	MODERATELY CONSERVATIVE 13 - 20 points	MODERATE 21 - 28 points	MODERATELY AGGRESSIVE 29 - 34 points	AGGRESSIVE 35 - 40 points
---------------------------------------	--	-----------------------------------	--	-------------------------------------

Risk tolerance category based upon your score

Potential investor types and fund selection

First, find your total score and the related potential investor type, then review the asset allocation breakdowns or investment style sections to help decide which funds may be right for you.

Asset class allocations

Potential investor type	Conservative	Moderately conservative	Moderate	Moderately aggressive	Aggressive
U.S. stock	15% – 30%	30% – 35%	35% – 50%	50% – 55%	55% – 60%
International stock	5% – 10%	10% – 15%	15% – 20%	20% – 25%	25% – 30%
Fixed income (Includes bonds and cash/stable value options)	60% – 80%	50% – 60%	30% – 50%	20% – 30%	10% – 20%

Please note: Specialty funds, including balanced/allocation, real estate, and commodities, should be added at the discretion of the participant and are not reflected in these asset allocations.

Investment styles

Potential investor type	Conservative	Moderately conservative	Moderate	Moderately aggressive	Aggressive
Aggressive growth, growth, and growth and income	20%	40%	60%	70%	90%
Stability of principal and current income	80%	60%	40%	30%	10%

Please note: Company stock, asset allocation, and other funds should be added at the discretion of the participant and are not reflected in the investment styles listed above.

Fund selections can be based on asset class allocations or investment styles. Review breakdowns shown in the chart to see what works best for you.

The risk assessment questionnaire is provided for educational and/or informational purposes only and does not constitute investment advice.

Participation in an asset allocation program does not guarantee performance or protect against loss. These model portfolios are illustrations and investment education only. They are not intended as investment advice or recommendations for any individual.



Helping you achieve better retirement outcomes

We've helped more than 1.7 million Americans save, plan, and retire. We look forward to guiding you every step of the way – with resources and insight to help you enroll, decide how much to save, select investments, manage life events, and transition into retirement. Because we're optimistic about your future, and we think you should be, too.

For more information, contact your financial representative or visit LincolnFinancial.com/Retirement.

Lincoln Financial Group® affiliates, their distributors, and their respective employees, representatives, and/or insurance agents do not provide tax, accounting, or legal advice. Please consult your own independent professionals as to any tax, accounting, or legal statements made herein.

Mutual funds and variable annuities are sold by prospectus. Investors are advised to consider carefully the investment objectives, risks, and charges and expenses of a mutual fund, and in the case of a variable annuity, the variable contract and its underlying investment options. To obtain a mutual fund or variable annuity prospectus that contains this and other information, call 800-4LINCOLN. Carefully read the prospectus before investing or sending money.

Variable annuities are long-term investment products designed particularly for retirement purposes and are subject to market fluctuation, investment risk, and possible loss of principal. Variable annuities contain both investment and insurance components and have fees and charges, including mortality and expense, administrative, and advisory fees. Optional features are available for an additional charge. The annuity's value fluctuates with the market value of the underlying investment options, and all assets accumulate tax-deferred. Withdrawals of earnings are taxable as ordinary income and, if taken prior to age 59½, may be subject to a 10% federal tax. Withdrawals will reduce the death benefit and cash surrender value. There is no additional tax-deferral benefit for an annuity contract purchased in an IRA or other tax-qualified plan.

Variable annuities sold in New York are issued by Lincoln Life & Annuity Company of New York, Syracuse, NY, and distributed by Lincoln Financial Distributors, Inc., a broker-dealer. For all other states, variable annuities are issued by The Lincoln National Life Insurance Company, Fort Wayne, IN, and distributed by Lincoln Financial Distributors, Inc., a broker-dealer. **The Lincoln National Life Insurance Company does not solicit business in the state of New York, nor is it authorized to do so. Contractual obligations are subject to the claims-paying ability of the appropriate issuing company.**

The *Lincoln Alliance*® program includes certain services provided by Lincoln Financial Advisors Corp. (LFA), broker-dealer (member FINRA, SIPC) and retail and financial planning affiliate of Lincoln Financial Group, 1301 S. Harrison St., Fort Wayne, IN 46802. Unaffiliated broker-dealers also may provide services to customers. Account values are subject to fluctuation, including loss of principal.

This material is provided by The Lincoln National Life Insurance Company, Fort Wayne, IN, and, in New York, Lincoln Life & Annuity Company of New York, Syracuse, NY, and their applicable affiliates (collectively referred to as "Lincoln"). This material is intended for general use with the public. Lincoln does not provide investment advice, and this material is not intended to provide investment advice. Lincoln has financial interests that are served by the sale of Lincoln programs, products, and services.

Not a deposit
Not FDIC-insured
Not insured by any federal government agency
Not guaranteed by any bank or savings association
May go down in value

©2024 Lincoln National Corporation

LincolnFinancial.com/Retirement

Lincoln Financial Group is the marketing name for Lincoln National Corporation and its affiliates.

Affiliates are separately responsible for their own financial and contractual obligations.

LCN-6067815-110123

PDF 11/23 Z05

Order code: LAP-ENRLL-BRC001

